

# VIDEO INTERCOM / ACCESS CONTROL / ALARM

## PRODUCTS AND SOLUTIONS

---



# CONTENT

---

## 01

---

### **VIDEO INTERCOM** 04-31

#### □ PRODUCTS

- IP Systems
- Wi-Fi Systems
- Analog Apartment Systems
- KIT
- Accessories
- Software & Management Devices
- Emergency Phone Terminals

#### □ SOLUTIONS

- Villa Solution
- Small Apartment Solution
- Big Apartment Solution
- SOS Solution

## 02

---

### **ACCESS CONTROL** 32-52

#### □ PRODUCTS

- Face Recognition Terminal
- Multi-door Controller System
- Reader
- Standalone Terminal
- Time Attendance Terminals
- Entrance Turnstile
- Accessories

#### □ SOLUTIONS

- Face Terminal Solution
- Access Control Solution Layout
- Time Attendance Layout
- Software

## 03

---

### **ALARM** 53-61

#### □ WIRED SYSTEM

- Products
- Solutions

#### □ WIRELESS SYSTEM

- Products
- Solutions

# VIDEO INTERCOM

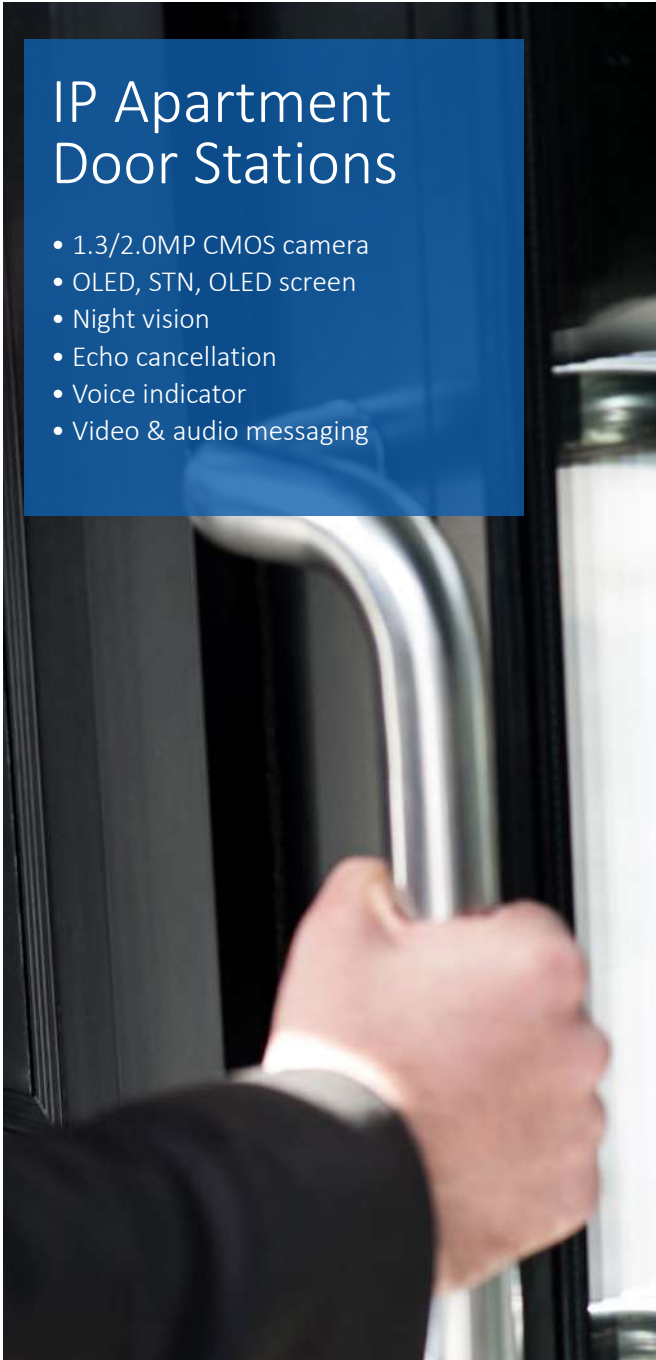


# VIDEO INTERCOM







## IP Apartment Door Stations

- 1.3/2.0MP CMOS camera
- OLED, STN, OLED screen
- Night vision
- Echo cancellation
- Voice indicator
- Video & audio messaging

IP Apartment Door Stations			
	Apartment Door Stations		
	VTO9541D	VTO7541G	VTO7521G
Model	 AI	 AI	
Image Sensor	1/2.8" 2MP CMOS	1/2.8" 2MP CMOS	1/2.8" 2MP CMOS
Lens	4mm	4mm	4mm
Angle of View	H: 94.16°, V: 49.57°, D: 113.65°	H:88°, V:47°, D:105°	H:88°, V:47°, D:105°
Day/Night	Color Image	Color Image	Color Image
Screen	10" LCD screen	8" IPS 800x1280	8" IPS 800x1280
Reader	Mifare Card Fingerprint Face Recognition	Mifare Card Fingerprint Face Recognition	Mifare Card
Proximity Sensor	Motion Detection	Motion Detection	Motion Detection
Keypad	Touch Screen	Touch Screen	Touch Screen
Door Control	1 Relay Out 1 RS485 1 Feedback 1 Exit Button	1 Relay Out 1 RS485 1 Feedback 1 Exit Button	1 Relay Out 1 RS485 1 Feedback 1 Exit Button
Ingress Protection	IP65, IK07	IP66,IK07	IP66,IK07
Tamper Switches	1	1	1
Ethernet	10M/100/1000Mbps	10M/100/1000Mbps	10M/100/1000Mbps
Installation	Flush	Surface & Flush	Surface & Flush
Material	Tempered Glass Aluminum	Tempered Glass Aluminum	Tempered Glass Aluminum
Working Temperature	-30°C~+60°C (-22°F~+140°F)	-20°C~+60°C (-4°F~+140°F)	-20°C~+60°C (-4°F~+140°F)
Power Supply	DC12V/2A, Max 18W	DC12V/2A, Max 24W	DC12V/2A, Max 24W



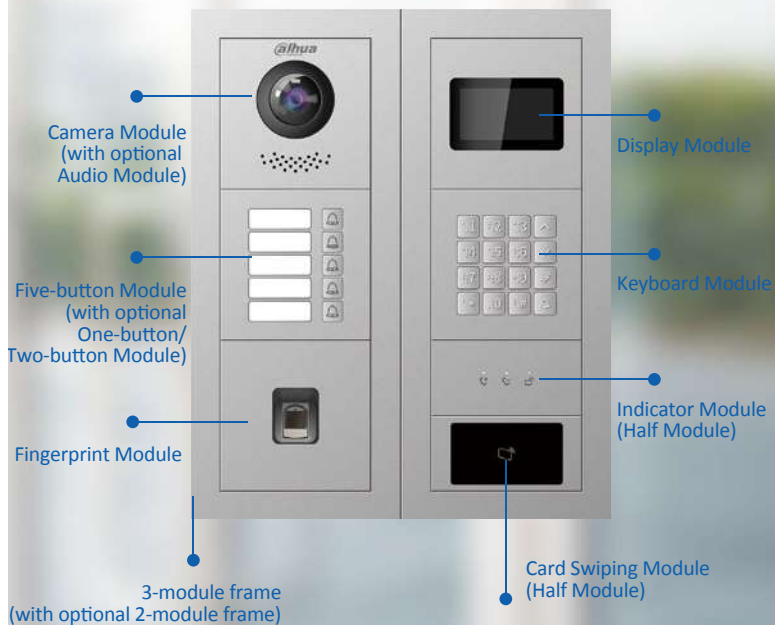
## IP Apartment Door Stations



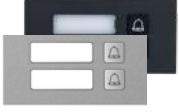
Apartment Door Stations						
Model	VTO6541H	VTO6531H	VTO6521F	VTO6521H / VTO6521H-D	VTO6221E-P	VTO1210C-X-S1
						
Image Sensor	1/2.7" 2MP CMOS	1/2.7" 2MP CMOS	1/2.7" 2MP CMOS	1/2.7" 2MP CMOS	1/2.9" 2MP CMOS	1/3" 1.3MP CMOS
Lens	4.0mm	4.0mm	2.8mm	2.8mm	2.0mm	4.0mm
Angle of View	H: 87.42°, V: 46.48°, D: 104.13°	H: 87.42°, V: 46.48°, D: 104.13°	H: 113.79°, V: 61.5°, D: 134.45°	H: 113.79°, V: 61.5°, D: 134.45°	H: 138°, V: 78°, D: 158°	H: 71°, V: 52°, D: 95°
Day/Night	Color Image	Color Image	Color Image	Color Image	Color Image	Color Image
Screen	4.3" IPS screen	4.3" IPS screen	4.3" IPS screen	4.3" IPS screen	2.3" OLED	3" STN 128x64
Reader	Face Recognition Fingerprint Mifare Card	Face Recognition Mifare Card	Mifare Card	Mifare Card (VTO6521H) ID Card (VTO6521H-D)	Mifare Card	Mifare Card
Proximity Sensor	Motion Detection	Motion Detection	Motion Detection	Motion Detection	—	0.6m
Keypad	Touchpad	Touchpad	Mechanical Button with Braille	Touchpad	Mechanical Button with Braille	Mechanical Button
Door Control	1 Relay Out 1 RS485 1 Feedback 1 Exit Button	1 Relay Out 1 RS485 1 Feedback 1 Exit Button	1 Relay Out 1 RS485 1 Feedback 1 Exit Button	1 Relay Out 1 RS485 1 Feedback 1 Exit Button	1 Relay Out 1 RS485 1 Feedback 1 Exit Button	1 Relay Out 1 RS485 1 Feedback 1 Exit Button
Ingress Protection	IP65	IP65	IP65, IK07	IP65	IP65, IK08	IP54, IK07
Tamper Switches	1	1	1	1	1	1
Ethernet	10M/100Mbps	10M/100Mbps	10M/100Mbps	10M/100Mbps	10M/100Mbps	10M/100Mbps
Installation	Surface & Flush	Surface & Flush	Surface & Flush	Surface & Flush	Surface & Flush	Surface & Flush
Material	PC+ABS	PC+ABS	Aluminum alloy	PC+ABS	Aluminum	Stainless Steel
Working Temperature	-30°C~+60°C (-22°F~+140°F)	-30°C~+60°C (-22°F~+140°F)	-30°C~+60°C (-22°F~+140°F)	-30°C~+60°C (-22°F~+140°F)	-40°C~+60°C (-40°F~+140°F)	-30°C~+60°C (-22°F~+140°F)
Power Supply	DC12V/2A, Max 18W	DC12V/2A, Max 18W	DC12V/2A, Max 18W	DC12V/2A, Max 18W	DC12V/2A, POE(802.3af), Max7W	DC12V/2A, Max 10W









# VIDEO INTERCOM

## IP Modular Door Station

- 2.0MP CMOS camera
- Large field of view
- Night vision
- Voice indicator
- Echo cancellation
- Modular design  
(Max 9 modules, VTO4202F(FB)-P-S2 needed)



IP Modular Door Station			
	Modular Door Station Modules		
	VTO4202F(FB)-P-S2	VTO4202F(FB)-MB1	VTO4202F(FB)-MB2
Model			
Image Sensor	1/2.5" 2MP CMOS	—	—
Lens	1.9 mm	—	—
Angle of View	H: 168.6°; V: 87.1°; D:176.7°	—	—
Day/Night	ICR	—	—
Screen	—	—	—
Reader	—	—	—
Keypad	—	Mechanical Button	Mechanical Button
Indicator light	—	—	—
Door Control	1 Relay Out 1 RS485 1 Feedback 1 Exit Button	—	—
Ingress Protection	—	IP65, IK07	IP65, IK07
Tamper Switches	1	—	—
Ethernet	10M/100M Network Port	—	—
Installation	Surface & Flush	Surface & Flush	Surface & Flush
Material	Alumimum	Alumimum	Alumimum
Working Temperature	-30°C~+60°C (-22°F~+140°F)	-20°C~+60°C (-4°F~+140°F)	-20°C~+60°C (-4°F~+140°F)
Power Supply	DC12V, PoE(802.3af), Max 12W	DC 5V/1W (Powered by main modules)	DC 5V/1W (Powered by main modules)








IP Modular Door Station								
	Modular Door Station							
	VTO4202F(FB)-MB5	VTO4202F(FB)-MS	VTO4202F(FB)-MF	VTO4202F(FB)-MK	VTO4202F(FB)-ML	VTO4202F(FB)-MR	VTO4202F(FB)-MR1	VTO4202F(FB)-MN
Model								
Image Sensor	-	-	-	-	-	-	-	-
Lens	-	-	-	-	-	-	-	-
Angle of View	-	-	-	-	-	-	-	-
Day/Night	-	-	-	-	-	-	-	-
Screen	-	3.0" STN	-	-	-	-	-	-
Reader	-	-	Fingerprint	-	-	Mifare Card	ID Card	-
Keypad	Mechanical Button	-	-	Mechanical Button with Braille	-	-	-	-
Indicator light	-	-	-	-	Calling/Answer/Unlock	-	-	-
Door Control	-	-	-	-	-	-	-	-
Ingress Protection	IP65, IK07	IP65, IK07	IP65, IK07	IP65, IK07	IP65, IK07	IP65, IK07	-	IP65, IK07
Tamper Switches	-	-	-	-	-	-	-	-
Ethernet	-	-	-	-	-	-	-	-
Installation	Surface & Flush	Surface & Flush	Surface & Flush	Surface & Flush	Surface & Flush	Surface & Flush	Surface & Flush	Surface & Flush
Material	Alumimum	Alumimum	Alumimum	Alumimum	Alumimum	Alumimum	Aluminum	Alumimum
Working Temperature	-20°C~+60°C (-4°F~+140°F)	-20°C~+60°C (-4°F~+140°F)	-20°C~+60°C (-4°F~+140°F)	-20°C~+60°C (-4°F~+140°F)	-20°C~+60°C (-4°F~+140°F)	-20°C~+60°C (-4°F~+140°F)	-30°C~+60°C (-22°F~+141°F)	-20°C~+60°C (-4°F~+140°F)
Power Supply	DC 5V/1W (Powered by main modules)							

# VIDEO INTERCOM


## IP Villa Door Stations

- 1.3/2.0MP CMOS camera
- Night vision
- Voice indicator
- Group calls
- Video & audio messaging
- Remote intercom with mobile app





IP Villa Door Stations							
Villa Door Stations							
	VTO3221E-P	VTO3211D-P1/P2/P4-S2	VTO2202F-P-S2	VTO2201F-P	VTO2211G-P	VTO2101E-P-S1	VTO2111D-P-S2
Model							
Image Sensor	1/2.9" 2MP CMOS	1/2.8" 2MP CMOS	1/2.5" 2MP CMOS	1/2.9" 2MP CMOS	1/2.8" 2MP CMOS	1/2.7" 2MP CMOS	1/4" 1MP CMOS
Lens	2mm	2mm	1.9 mm	2.0 mm	2.1mm	2.8mm	2.1mm
Angle of View	H:138°;V:78°, D:158°	H:129°, V: 74°, D:147°	H: 168.6°; V: 87.1°; D:176.7°	H: 138.6°; V: 79.6°; D:159°	H: 125°;V: 72°;D: 142°	H:77°, V:55°, D:100°	H:107°;V:61°, D:122°
Day/Night	Color Image	ICR	ICR	ICR	ICR	ICR	ICR
Indicator light	Calling Answer Unlock	—	Calling Answer Unlock	Calling Answer Unlock	Calling Answer Unlock	—	Calling
Reader	Mifare Card	Mifare Card	—	—	Mifare Card	—	Mifare Card
Keypad	Mechanical Button with Braille	Mechanical Button	Mechanical Button	Mechanical Button	Mechanical Button	Mechanical Button	Mechanical Button
Door Control	1 Relay Out 1 RS485 1 Feedback 1 Exit Button	1 Relay Out 1 RS485 1 Feedback 1 Exit Button	1 Relay Out 1 RS485 1 Feedback 1 Exit Button	1 Relay Out 1 RS485 1 Feedback 1 Exit Button	1 Relay Out 1 RS485 1 Feedback 1 Exit Button	1 Relay out 1 RS485	1 Relay Out 1 RS485 1 Feedback 1 Exit Button
Ingress Protection	IP65, IK08	IP65, IK08	IP65,IK07	IP65,IK07	IP65	IP65, IK10	IP65
Tamper Switches	1	1	1	1	1	1	1
Ethernet	10M/100Mbps	10M/100Mbps	10M/100M Network Port	10M/100Mbps	10M/100Mbps	10M/100Mbps	10M/100Mbps
Installation	Surface & Flush	Surface	Surface & Flush	Surface & Flush	Surface Mount	Surface	Surface
Material	Aluminum	Aluminum	Aluminum	Aluminum	PC+Acrylic	Front Panel: Zinc alloy Rear Panel: Aluminum alloy Holder: Aluminum alloy	Plastic
Working Temperature	-40°C~+60°C (-40°F~+140°F)	-30°C~+60°C (-22°F~+140°F)	-30°C~+60°C (-22°F~+140°F)	-30°C~+60°C (-22°F~+140°F)	-30°C~+60°C (-22°F~+140°F)	-30°C~+60°C (-22°F~+140°F)	-30°C~+60°C (-22°F~+140°F)
Power Supply	DC12V, PoE(802.3af), Max 7W	DC12V, PoE(802.3af), Max 7W	DC12V, PoE(802.3af), Max 12W; 2-wire	DC12V, PoE(802.3af), Max 12W	DC 12V/1A,PoE(802.3af), Max 7W	DC 12V,PoE(802.3af), Max 7W	DC12V, PoE(802.3af), Max 5W





## IP 2nd-confirm Door Stations

- 1MP/2MP CMOS camera
- Night vision
- Voice indicator
- Video & audio intercom
- Standard PoE






IP 2nd-confirm Door Stations		
	2nd-confirm Door Stations	
	VTO1201G-P	VTO1101D-P
Model		
Image Sensor	1/2.8" 2MP CMOS	1/4" 1MP CMOS
Lens	2.1mm	2.1mm
Angle of View	H: 125°, V: 72°, D: 142°	H: 107°, V: 61°, D: 122°
Day/Night	ICR	ICR
Screen	—	—
Reader	Mifare Card	Mifare Card
Proximity Sensor	Motion Detection	Motion Detection
Keypad	Mechanical Button	Mechanical Button
Door Control	—	—
Ingress Protection	IP65	IP65
Tamper Switches	1	1
Ethernet	10M/100Mbps	10M/100Mbps
Installation	Surface Mount	Surface Mount
Material	PC+Acrylic	PC+Acrylic
Working Temperature	-30°C~+60°C (-22°F~+140°F)	-30°C~+60°C (-22°F~+140°F)
Power Supply	DC 12V/1A, PoE, Max 7W	DC 12V/1A, PoE, Max 5W





# VIDEO INTERCOM

## IP Indoor Monitors

- Color TFT LCD screen
- IPC surveillance
- Alarm integration
- Record and snapshot
- Emergency call
- Excellent design



IP Indoor Monitors					
	Indoor Monitors				
	VTH5341G-W	VTH5321GB(W)-W	VTH5441G	VTH5422HW(B)	VTH5421HW(B)
Model					
LCD Screen	10" TFT 1024x600 Capacitive	7" TFT 1024x600 Capacitive	10" TFT 1024x600 Capacitive	7" TFT 1024x600 Capacitive	7" TFT 1024x600 Capacitive
System	Android	Android	Linux	Linux	Linux
Button Type	—	—	—	—	—
RS485	1	1	—	1	1
Alarm In/Out	8/1	8/1	6/1	6/1	6/1
Memory Slot	Micro SD, Max 256GB	Micro SD, Max 256GB	Embedded 8GB	Micro SD, Max 64GB	Micro SD, Max 64GB
Ethernet	10M/100Mbps	10M/100Mbps	10M/100Mbps	10Mbps/100Mbps	10Mbps/100Mbps
Installation	Surface	Surface	Surface	Surface	Surface
Material	Plastic	PC+ABS	Plastic	PC+ABS	PC+ABS
Working Temperature	-10°C~+55°C (14°F~+131°F)	-10°C~+55°C (14°F~+131°F)	-10°C~+55°C (14°F~+131°F)	-10°C to +55°C (+14°F to 131°F)	-10°C to +55°C (+14°F to 131°F)
Power Supply	DC12V, PoE (802.3af), Max 7W	DC12V, PoE (802.3af), Max 7W	DC12V, PoE (802.3af), Max 7W	Two-wire Switch; 12V DC 1A; Standard PoE	12V DC 1A; Standard PoE


IP Indoor Monitors				
	Indoor Monitors			
	VTH5421E(W)-H	VTH1550CH-S2	VTH2421FW-P VTH2421FB-P	VTH2421FW/FB
Model				
LCD Screen	7" TFT 1024×600 Capacitive	7" TFT 800×480 Capacitive	7" TFT 1024×600 Capacitive	7" TFT 1024×600 Capacitive
System	Linux	Linux	Linux	Linux
Button Type	—	Touch	—	—
RS485	1	1	—	—
Alarm In/Out	6/1	6/1	6/1	6/1
Memory Slot	Micro SD, Max 32GB	Micro SD, Max 32GB	Embedded 8GB	—
Ethernet	10M/100Mbps	10M/100Mbps	10M/100Mbps	10M/100Mbps
Installation	Surface, Desktop	Surface	Surface, Desktop	Surface, Desktop
Material	Plastic	Plastic	Plastic	Plastic
Working Temperature	-10°C~+55°C (14°F~+131°F)	-10°C~+55°C (14°F~+131°F)	-10°C~+55°C (14°F~+131°F)	-40°C~+60°C (40°F~+140°F)
Power Supply	DC12V, PoE (802.3af), Max 5W	DC12V, Max 7W	DC12V, PoE (802.3af), Max 6W	DC12V, Max 7W

# VIDEO INTERCOM


## IP 2-Wire Systems


- 2.0 MP CMOS camera
- Large field of view
- Night vision
- Voice indicator
- Group calls
- Remote intercom with mobile app
- Network signal and power over 2 wires
- Easily replaces existing analog systems



IP Villa Door Stations	
	Villa Door Stations
	VTO2202F-P-S2
Model	
Image Sensor	1/2.5" 2MP CMOS
Lens	1.9 mm
Angle of View	H: 168.6°; V: 87.1°; D:176.7°
Day/Night	ICR
Indicator light	Calling Answer Unlock
Reader	—
Keypad	Mechanical Button
Door Control	1 Relay Out 1 RS485 1 Feedback 1 Exit Button
Ingress Protection	IP65, IK07
Tamper Switches	1
2-Wire	Supported
Ethernet	10M/100Mbps
Installation	Surface & Flush
Material	Aluminum
Working Temperature	-30°C~+60°C (-22°F~+140°F)
Power Supply	DC12V, PoE (802.3af), Max 12W; 2-wire

# VIDEO INTERCOM

IP Villa Door Stations	
	Villa Door Stations
	VTO4202F-P-S2
Model	
Image Sensor	1/2.5" 2MP CMOS
Lens	1.9 mm
Angle of View	H: 168.6°; V: 87.1°; D:176.7°
Day/Night	ICR
Indicator light	—
Reader	—
Keypad	—
Door Control	1 Relay Out 1 RS485 1 Feedback 1 Exit Button
Ingress Protection	IP65, IK07
Tamper Switches	—
2-Wire	Supported
Ethernet	10M/100M Network Port
Installation	Surface & Flush
Material	Aluminum
Working Temperature	-30°C~+60°C (-22°F~+140°F)
Power Supply	DC12V, PoE (802.3af), Max 12W




IP Villa Door Stations	
	Villa Door Stations
	VTH5422HW(B)
Model	
LCD Screen	7" TFT 1024x600 Capacitive
System	Linux
Button Type	—
RS485	1
Alarm In/Out	6/1
Memory Slot	Micro SD, Max 64GB
Ethernet	10Mbps/100Mbps
Installation	Surface
Material	PC+ABS
Working Temperature	-10°C to +55°C (+14°F to 131°F)
Power Supply	Two-wire Switch; 12V DC 1A; Standard PoE

# VIDEO INTERCOM

## Wi-Fi Systems

- HD CMOS camera
- Large field of view
- Night vision
- Voice indicator
- IPC surveillance
- Wireless alarm integration
- Remote intercom with mobile app
- Easy installation with Plug & Play



Wi-Fi Systems		Indoor Monitors	
	Door Station	VTH5221D(W)-S2	VTH5221DW-C-S1
Model	VTO2211G-WP 		
Image Sensor	1/2.8" 2MP CMOS	7" TFT 1024x600 Capacitive	7" TFT 1024x600 Capacitive
Lens	2.1mm	—	1/4" 1MP CMOS
Angle of View	H: 125°,V: 72°,D: 142°	—	—
Day/Night	ICR	Touch	Touch
Reader	Mifare Card	1	1
Keypad	Mechanical Button	6/1	6/1
Door Control	1 Relay Out 1 RS485 1 Feedback 1 Exit Button	6	6
Ingress Protection	IP65	Micro SD, Max 32GB	Micro SD, Max 32GB
Tamper Switches	1	IEEE802.11b/g/n 2.4GHZ	IEEE802.11b/g/n 2.4GHZ
Memory Slot	Micro SD, Max 32G	10M/100Mbps	10M/100Mbps
Wi-Fi	IEEE802.11b/g/n, 2.4GHZ	Surface	Surface
Ethernet	10M/100Mbps	Plastic	Plastic
Installation	Surface Mount	Working Temperature	Working Temperature
Material	PC+Acrylic	-10°C~+55°C (14°F~+131°F)	-10°C~+55°C (14°F~+131°F)
Working Temperature	-30°C~+60°C (-22°F~+140°F)	Power Supply	Power Supply
Power Supply	DC 12V/1A, PoE (802.3af) Max 7W	DC 12, PoE (802.3af) Max 8W	DC 12, PoE (802.3af) Max 8W

# VIDEO INTERCOM

## Analog Villa System

- 2MP CMOS camera
- Night vision
- Echo cancellation
- Easy installation
- Plug & Play
- Color TFT screen



### Analog Villa System

	Villa Door Stations			Villa Indoor Monitors	
	VTO1000J	VTO1000JM		VTH1020J	VTH1020J-T
Model			Model		
Image Sensor	1/4" 1.3MP CMOS	1/4" 1.3 MP CMOS	LCD Screen	7" TFT 1024x600	7" TFT 1024x600
Lens	2.8mm	3.3mm	Button Type	Mechanical Button	Mechanical Button
Angle of View	H:70°, V:40°, D:82	H: 70°, V: 40°	Alarm In/Out	—	—
Day/Night	ICR	ICR	Installation	Surface	Surface
Reader	—	—	Snapshot	—	Supported
Keypad	Mechanical Button	Mechanical Button	Material	PC + ABS	PC+ABS
Door Control	1 Relay Out 1 Exit Button	1 Relay Out 1 Exit Button	Working Temperature	-10°C~+55°C (+14°F~+131°F)	-10°C to +55°C (+14°F to +131°F)
Ingress Protection	IP66	IP66, IK07	Power Supply	DC 12V/2A, MAX 5W	DC 12V/2A
Tamper Switches	—	—			
Installation	Surface	Surface			
Material	PC + ABS	ADC12			
Working Temperature	-30°C~+50°C (-22°F~+122°F)	-30°C to +60°C (-22°F to +140°F)			
Power Supply	DC12V, Max 3W	Powered by Indoor Monitor			

# KIT

- New package style, new experience
- Multiple combinations to meet diverse requirements
- Complete accessories, easy installation and operation
- Quick configuration
- Cost-effective



IP



KTP01

IP



KTP02

IP



KTP04

Analog



KTA02

Analog



KTA02M

Analog



KTA03

Analog



KTA03M



# KIT

- New package style, new experience
- Multiple combinations to meet diverse requirements
- Complete accessories, easy installation and operation
- Cost-effective



## WiFi



KTW01



## 2-wire **NEW**



KTD01

VTO1210C-X-S1		
		
Model	VTOB103	VTOB110
Installation	Flush	Surface

VTO75x1G/VTO65x1H/VTO6521F		
		
Model	VTM121	VTM130
Installation	Flush	Surface




Desktop Mounting Bracket
 
VTM123/VTM18B
Desktop

VTO1000J/VTO1000J-T		
		
Model	VTM22A	VTM23A
Type	Horizontally inclined bracket	Vertically inclined bracket

VTO2202F/VTO2202F-P		
		
Model	VTM114	VTM115
Installation	Flush	Surface

VTO4202F Series		
		
Model	VTM125+VTM127	VTM126+VTM128
Installation	Surface & Flush	Surface & Flush

Rain Cover									
									
Model	VTM51R2/VTM30R2	VTM52R2/VTM26R2	VTM53R3/VTM27R3	VTM54R4/VTM28R4	VTM56R6/VTM29R6	VTM05R	VTM07R	VTM08R	VTM09R
Description	For VTO4202F-X/VTO4202FB-X Series					For VTO2202F/VTO2201F Series	For VTO3211D-P1/P2/P4 Series	For VTO3221E/VTO6221E series	For VTO2211G Series

	IP	2-Wire	Access Control
Model	VTNS1060A	VTNS2003B-2	DEE1010B
Appearance			
Description	6ch Dahua PoE switch 30 cascading DC24V, Max 45W	10-level cascade through the 2-wire port Supports connection with 20 indoor monitors and 2 door stations Supports connection through RJ45 port	RS485 convertor DC12V, Max 1W

	Lift Controller	Call Lift Module
Model	VTM416	VTM401
Appearance		
Description	Supports 8 cascading, up to 128 floors permission control DC 12V/2A	Call lift to the designated floor through the indoor monitor DC 12V/1A

	Power Supplies				Distributed Power Supply	UPS
Model	PFM321D Series	PFM320D Series	ADS-36RJ-2424024G	ADS-110DL-19-1 240072E	PFA34x Series	PFM35x Series
Appearance						
Description	DC12V, 1A	DC12V, 2A	DC24V, 3A	DC24V, 3A	DC12V, 4A-5CH/5A-9CH/ 10A-9CH/20A-19CH	Line-interactive: 600VA/360W, 1500VA/900W Smart-online: 1000VA/900W

## DMSS

### Digital Mobile Surveillance System

Answer the door with your smartphone  
Unlock remotely



Devices	Add Device Method	IP/domain, SN
	Supported Devices	Villa VTO, Modular VTO, IPC
VDP Operation	Talk	Video talk with VTO
	Control	Open door remotely
	Alarm Push	Local Alarm
Live Preview	Features	Snapshot, Record
Minimum System Requirements	OS	Android 5.0 or above; iDMSS: IOS 9.0 or above
	CPU	1GHz or above
	RAM	1G or above
	Display Resolution	480x800 or above

## DSS Mobile for VDP

Monitor VTO via mobile phone  
Receive the call transferred from VTH  
Unlock the VTO remotely  
Send unlock notification to mobile phone  
Supports maximum of 5,000 users, with up to 5 users per household



Devices	Add Device Method	IP/Domain
	Supported Devices	SIP VDP devices
VDP Operation	Talk	Receive video calls transferred from VTH
	Control	Open door remotely
	Alarm Push	Supported
Live View	Features	Unlock history, call history
Minimum System Requirements	OS	Andorid: 4.0 or above, iOS: 9.0 or above
	CPU	1 GHz or above
	Memory	Andorid: 2GB or above, iOS: 1GB or above
	Display Resolution	480x800 or above

# SOFTWARE & MANAGEMENT DEVICES

## VTS5340B

### Master Station

- Receive calls from devices
- Monitor door station
- Unlock remotely



Max. Management VTOs	50
LCD Screen	10" TFT 1024x600 Capacitive
Button Type	Touch
Audio In/Out	4/1
Ethernet	100M/1000Mbps
Material	PC + ABS
Working Temperature	-10°C~+55°C (+14°F~+131°F)
Power Supply	DC 12V/2A, MAX 24W

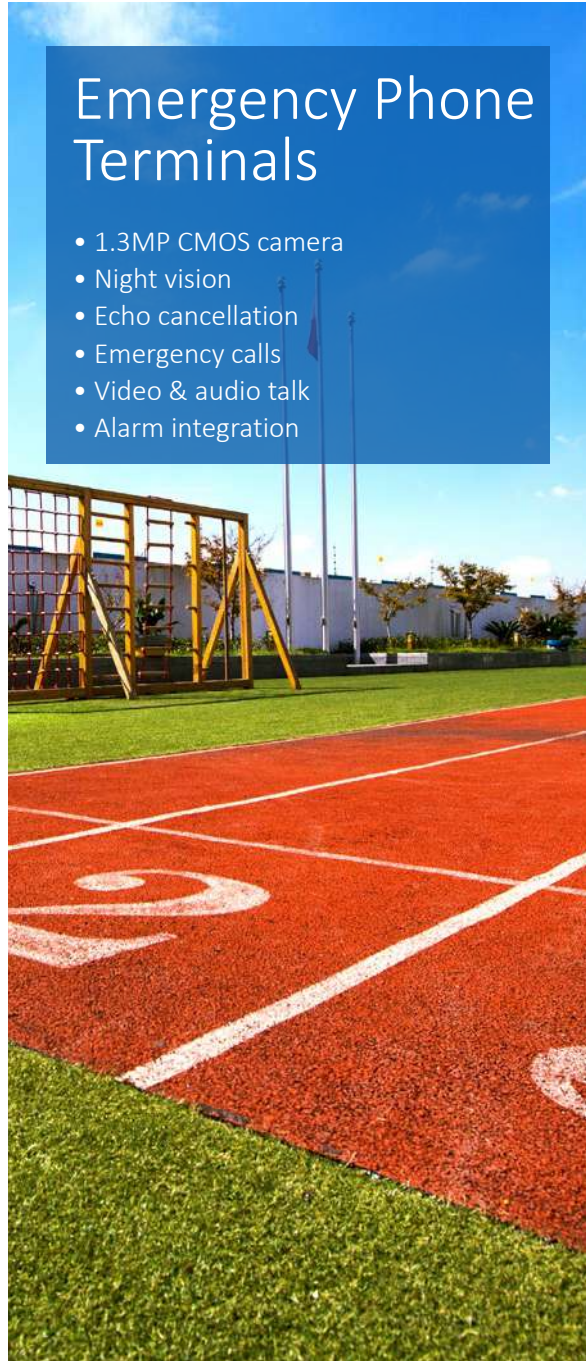
## Video Intercom SIP Server

- Receive emergency calls from devices
- Monitor door stations
- Send public messages
- Unlock remotely
- Card, Fingerprint Management



Devices & Users	Max. Linked VDPs	SIP ID<256 DSS Express SIP ID<1000 DSS Pro SIP ID<1000 DSS4004-S2 SIP ID<2000 DSS7016-S2
VDP Operation	Talk	2-way video talk between VTO and control center 2-way audio talk between VTH/SIP phone and control center VTH and SIP phone group call Push notification to VTH Transfers video talk request to mobile phone from VTH Supports maximum of 50 simultaneous calls
	Control	Control center and mobile phone remote unlock SIP phone remote unlock by the password All-in-one face, card and fingerprint access management
	Announcement	Send text message to VTH
Live View	Video Display Split	1/4/6/8/9/16/25/36 or customized split for Mac, up to 64f Windows
	Max. Preview Screen	4
	Features	Snapshot, Audio, Record, Talk, Playback, etc.
Minimum System Requirements	OS	OS for Server: Windows 7/Windows 8.1/Windows 10/Windows Server 2008 OS for Control Client: Windows 7/Windows 8.1/Windows 10
	Disk Space	200GB or higher for DSS Express
	Memory	8GB
	Display Resolution	1024x768 or above


# VIDEO INTERCOM



## Emergency Phone Terminals

- 1.3MP CMOS camera
- Night vision
- Echo cancellation
- Emergency calls
- Video & audio talk
- Alarm integration

Emergency Phone Terminals			
	Emergency Phone Boxes	Emergency Phone Towers	
	VTA2302A	VTA8111A	VTA8111AB
Model			
Image Sensor	1/2.7" 2MP CMOS	1/3" 1.3MP CMOS	1/3" 1.3MP CMOS
Lens	Pinhole	Pinhole	Pinhole
Day/Night	Color Image	Color Image	Color Image
LCD Screen	—	—	—
Reader	—	Mifare Card	Mifare Card
Keypad	Mechanical Button	Mechanical Button	Mechanical Button
Extensions	—	LED Screen, IP PTZ, IP Dome, Alarm Lamp, Siren	LED Screen, IP PTZ, IP Dome, Alarm Lamp, Siren
Alarm In/Out	2/2	2/2	2/2
Ingress Protection	IP65, IK08	IP65, IK10	IP65, IK10
Tamper Switches	1	2	2
Memory Slot	-	Micro SD, Max 64G	Micro SD, Max 64G
Ethernet	10M/100Mbps	10M/100Mbps	10M/100Mbps
Installation	Surface	Pole mount	Pole mount
Material	Aluminum	SGCC	SGCC
Working Temperature	-30°C~+60°C (-22°F~+140°F)	-30°C~+60°C (-22°F~+140°F)	-30°C~+60°C (-22°F~+140°F)
Power Supply	DC12~24V, POE(802.3af),Max 6W	AC 100V-240V@ 47Hz-63Hz,Max 80W	AC 100V-240V@ 47Hz-63Hz,Max 80W

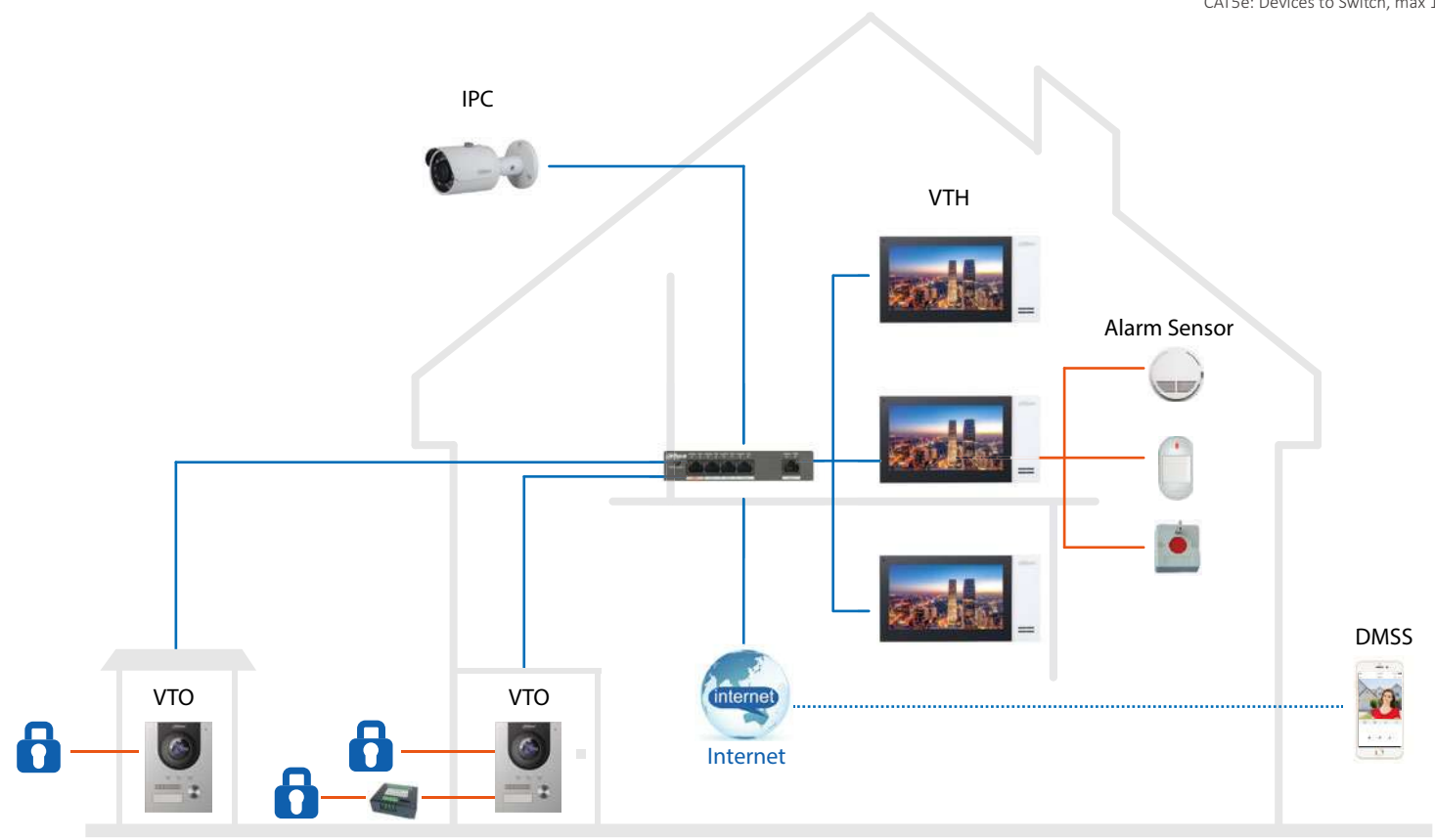
Emergency Phone Terminals	
	Master Station
	VTS8340B-CG
Model	
LCD Screen	10" TFT 1024x600 Capacitive
Button Type	Mechanical
Audio In/Out	3/2
Camera	5MP CMOS
Ethernet	100M/1000Mbps
Material	PC + ABS
Working Temperature	-10°C to +55°C (+14°F to +131°F)
Power Supply	DC 12V/2A

# > IP Villa Solution (1-Flat)

Our IP Villa Solution offers a rich set of features such as remote intercom, door control, real-time video surveillance, and push notifications for mobile phones. No matter where you are, no visitors or messages will be missed.

20 + Doors + 10 Monitors

CAT5e: Devices to Switch, max 100m — Blue line  
Relay — Red line



## Features



Video & Audio Calls



Night Vision



Group Calls



Emergency Calls



Standard PoE



Remote Unlock



Alarm Integration



Video & Audio Messaging



IPC Surveillance

## Recommended Products



**VTO2201F-P**

Villa Door Station  
2MP CMOS, 140°  
IP65, IK07

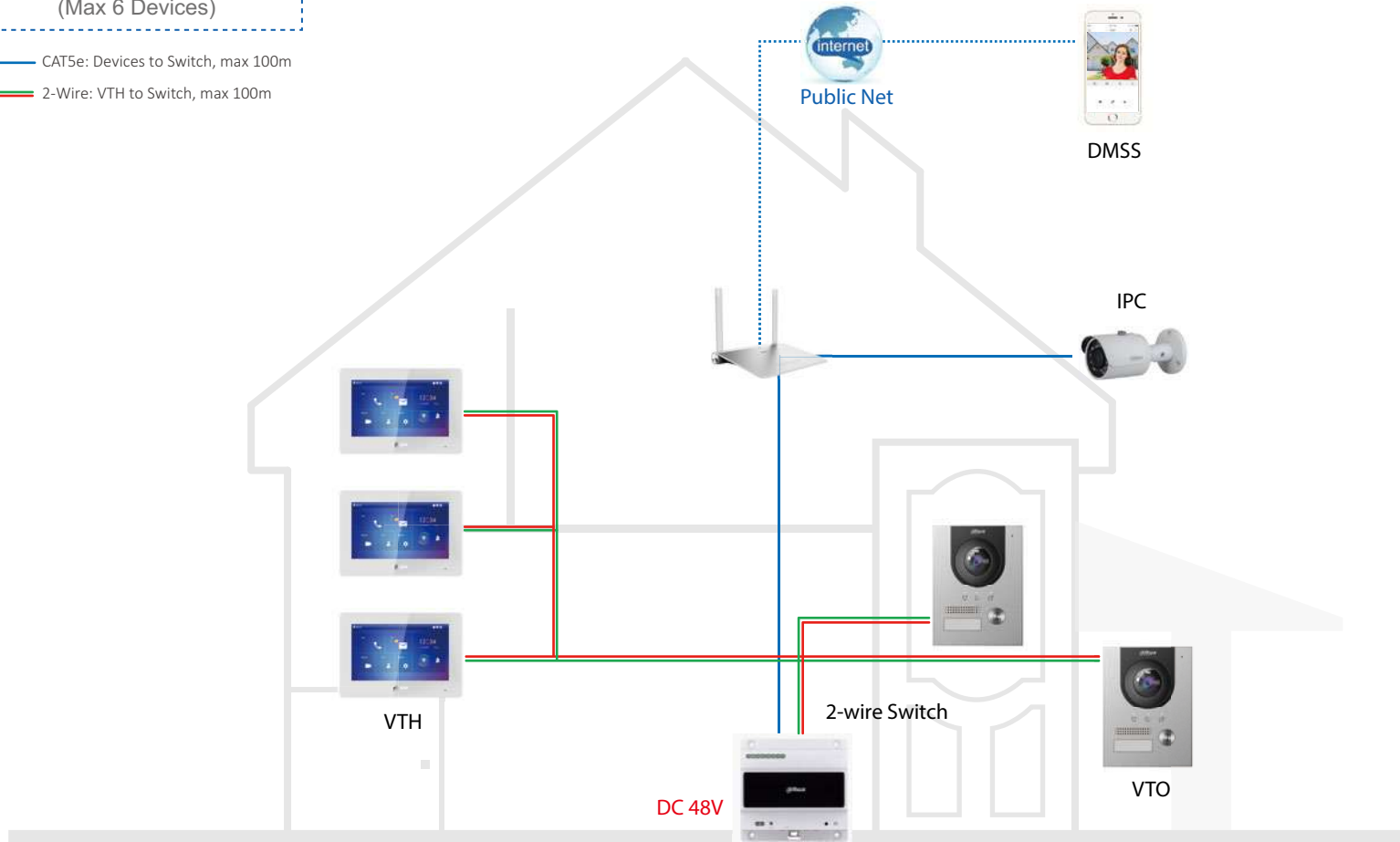


**VTH2421FW-P**

IP Indoor Monitor  
7" Capacitive



— CAT5e: Devices to Switch, max 100m  
 — 2-Wire: VTH to Switch, max 100m



## ➤ IP 2-Wire Villa Solution

This system uses two wires to transmit data signals and power. 2-wire indoor monitors access the Internet easily through a special converter. The system adapts to multiple wiring environments easily and enables all digital villa functions. Replace your existing analog villa system with the Dahua Villa Solution and create a complete IP world.

### Features



Video & Audio Calls



Night Vision



Group Calls



Smartphone app



Remote Unlock



Alarm Integration



Video & Audio Messaging



IPC Surveillance

### Recommended Products



#### VTO2202F-P-S2

Villa Door Station  
2MP CMOS, 160°  
IP65, IK07

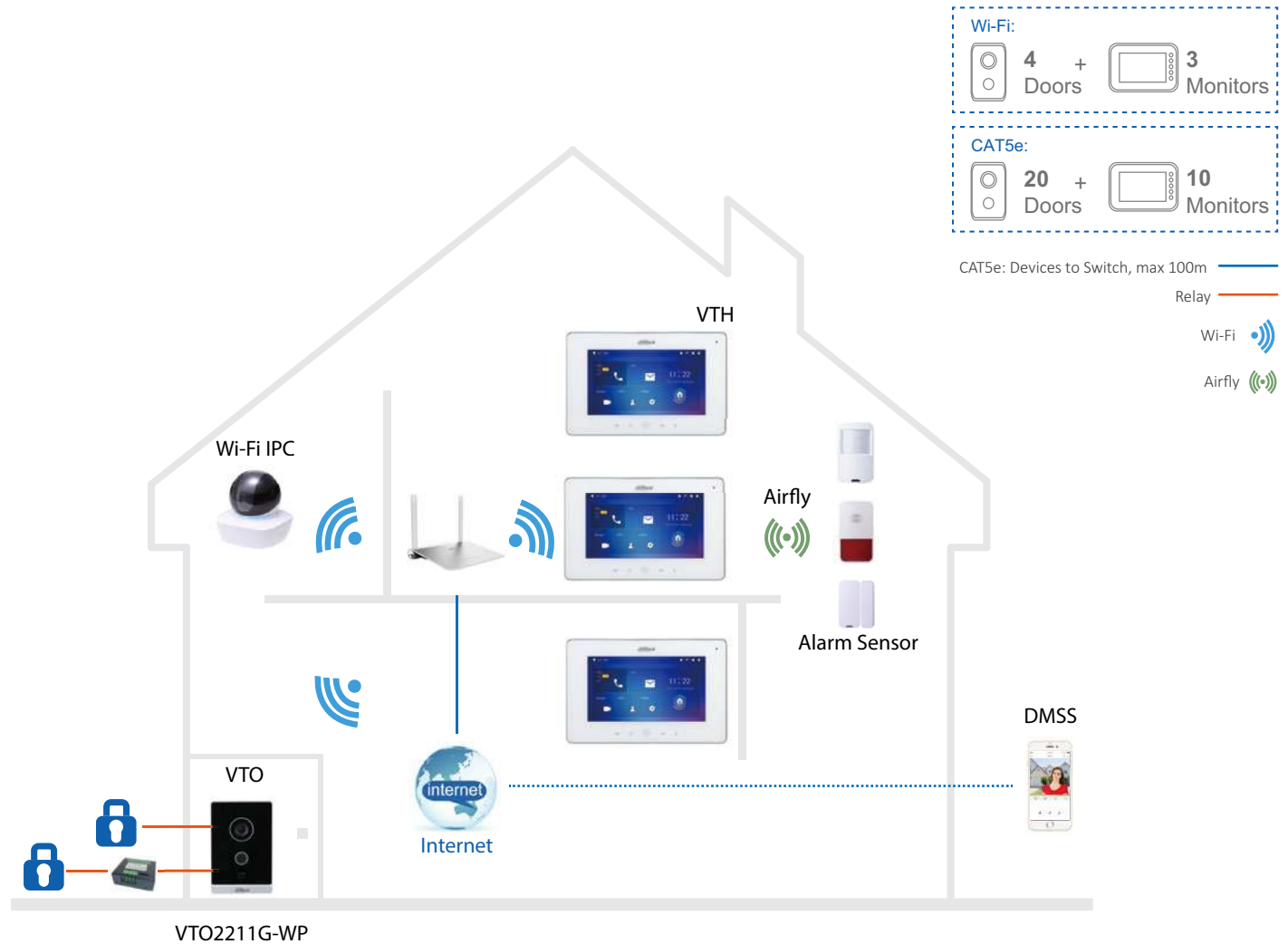


#### VTH5422HW

Indoor Monitor  
7" Capacitive  
2.5D glass screen

# Wi-Fi Villa Solution

The Wi-Fi Villa Solution integrates video intercom, remote control, real-time video surveillance, and intrusion detection into an all-in-one platform. Door stations, indoor monitors, alarm detectors, and smart lock work together through Wi-Fi and Dahua Airfly to create a wireless smart home system. Wi-Fi door stations can function as a doorbell and can be remotely controlled with a smartphone.



## Features



Video & Audio Calls



Night Vision



Group Calls



Emergency Calls



Wi-Fi



Remote Unlock



Alarm Integration



Video & Audio Messaging



IPC Surveillance



Standard PoE

## Recommended Products



### VTO2211G-WP

Wi-Fi Villa Door Station  
2MP CMOS  
IP65



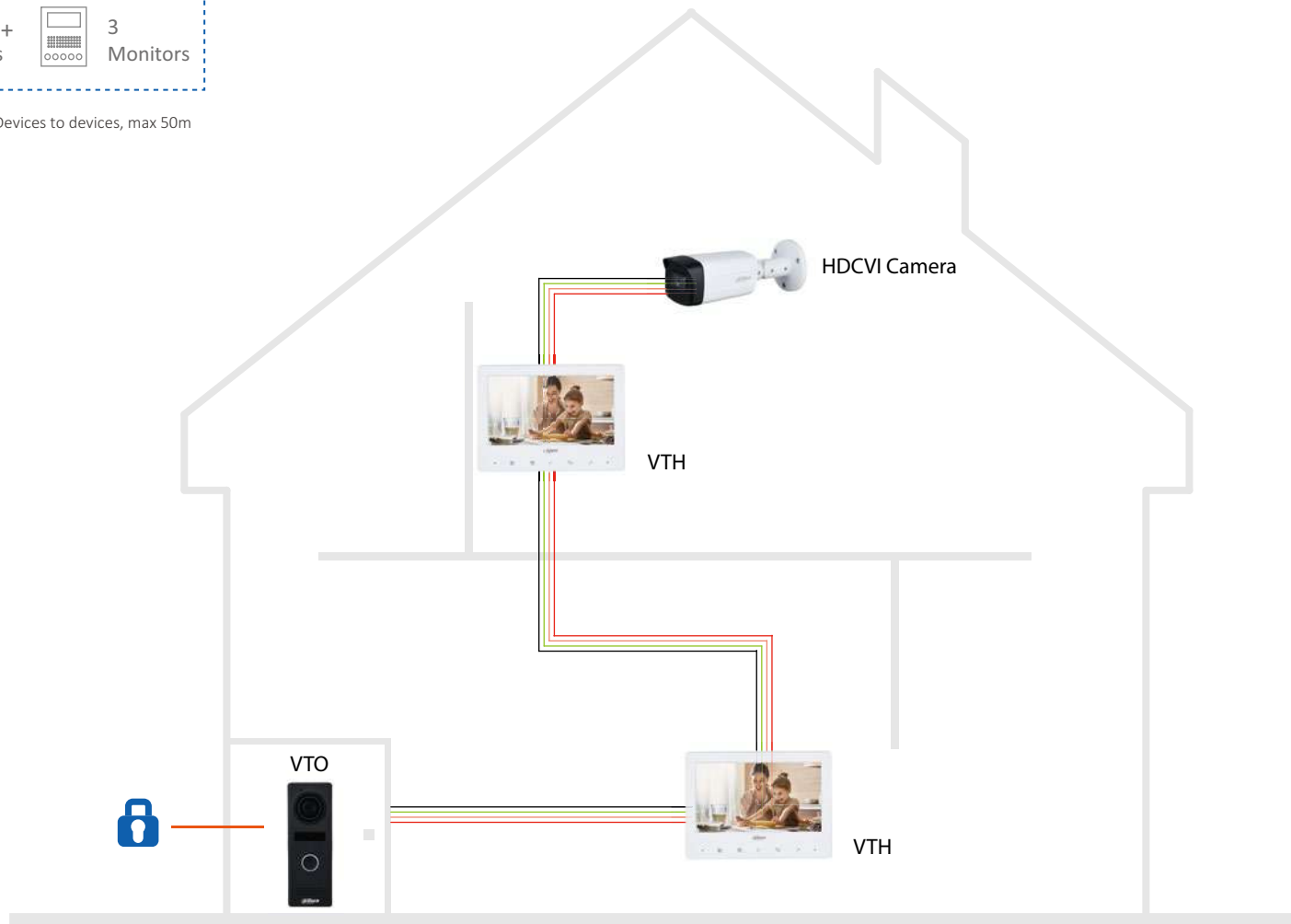
### VTH5221D-S2

Wi-Fi Indoor Monitor  
7" Capacitive, 1024x600





 RVV4: Devices to devices, max 50m



## > Analog Villa Solution

The Analog Villa Solution provides an easy-to-install plug & play system that delivers high video quality and nearly zero video delay.

### Features



Video & Audio Calls



Night Vision



Group Calls



Alarm Integration

### Recommended Products



#### VTO1000JM

Villa Door Station  
1.3MP Camera  
IP66,IK07

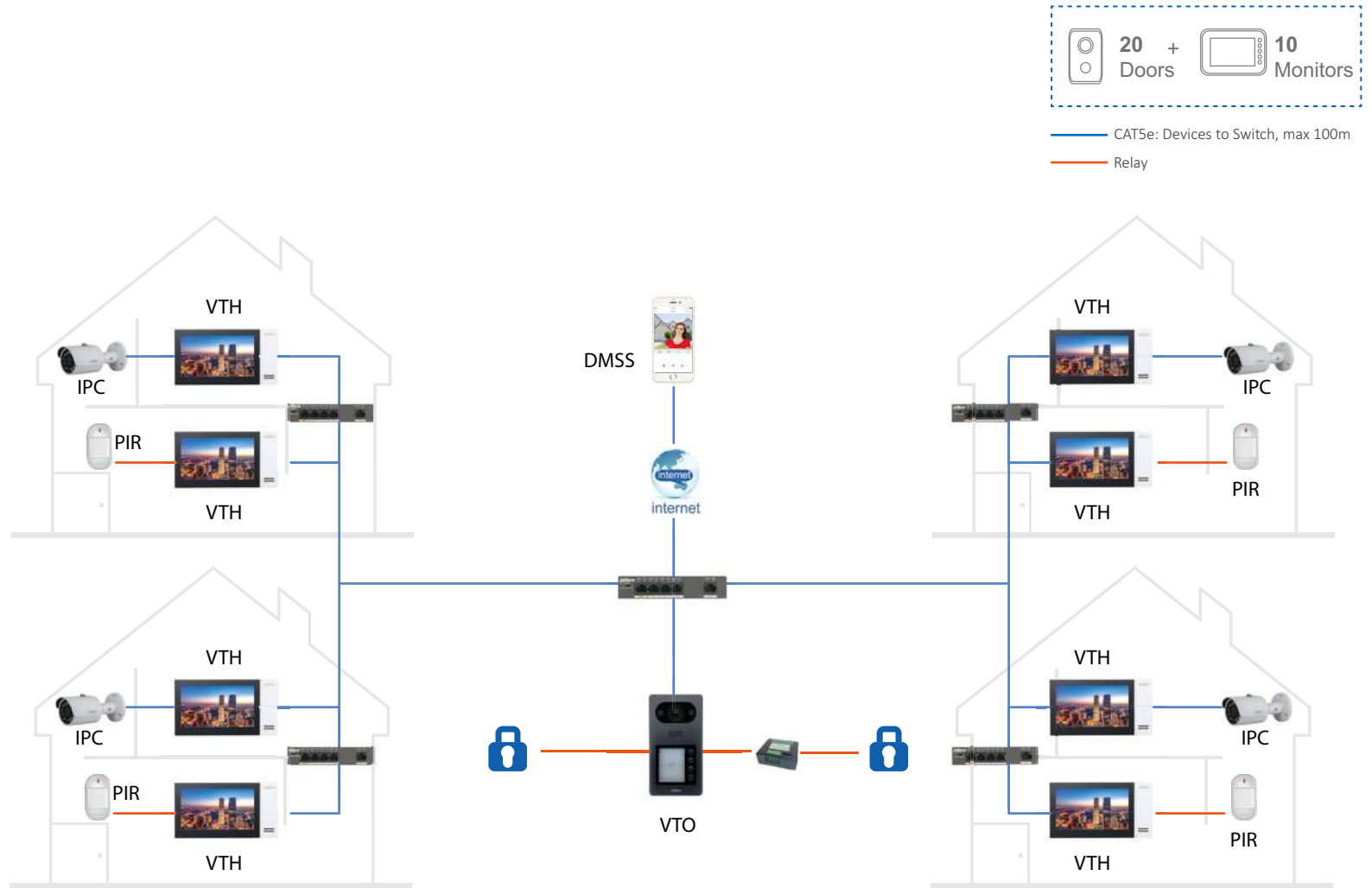


#### VTH1020J

Indoor Monitor  
7" TFT Screen

# IP Villa Solution (1/2/4-Flat)

Our IP Villa Solution comes complete with a rich set of features such as remote intercom, door control, real-time video surveillance, and notifications pushed to your mobile phone. No matter where you are, no visitors or messages will be missed.



## Features



Video & Audio Calls



Night Vision



Group Calls



Emergency Calls



Remote Unlock



Alarm Integration



Video & Audio Messaging



IPC Surveillance



Mobile Application



Standard PoE



## Recommended Products



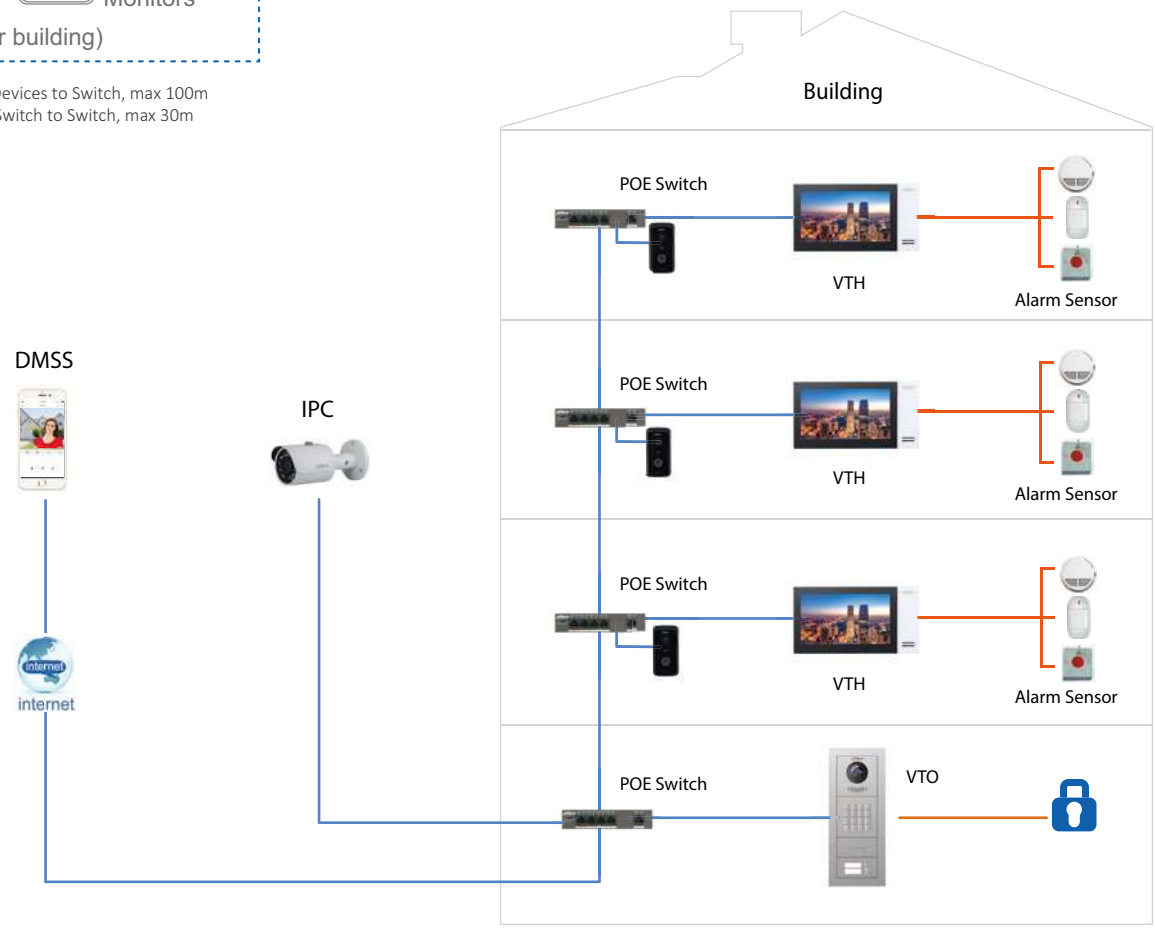
**VTO3211D-P1/P2/P4-S2**  
Villa Door Station  
2MP CMOS  
IP65, IK08



**VTH2421FW-P**  
Wi-Fi Indoor Monitor  
7" Capacitive,  
1024x600

 **10** +  **200** (40 flats)  
 Doors + Monitors  
 (Per building)

— CAT5e: Devices to Switch, max 100m  
 Switch to Switch, max 30m  
 — Relay
















## ➤ IP Small Apartment Solution

The flexible modular design with camera, button, keyboard, reader, and fingerprint modules allows you to choose which components to use and install on 2-module, 3-module, or 9-module front panels. One-button calling enables convenient communication between visitors and residents in small apartment applications.

### Features

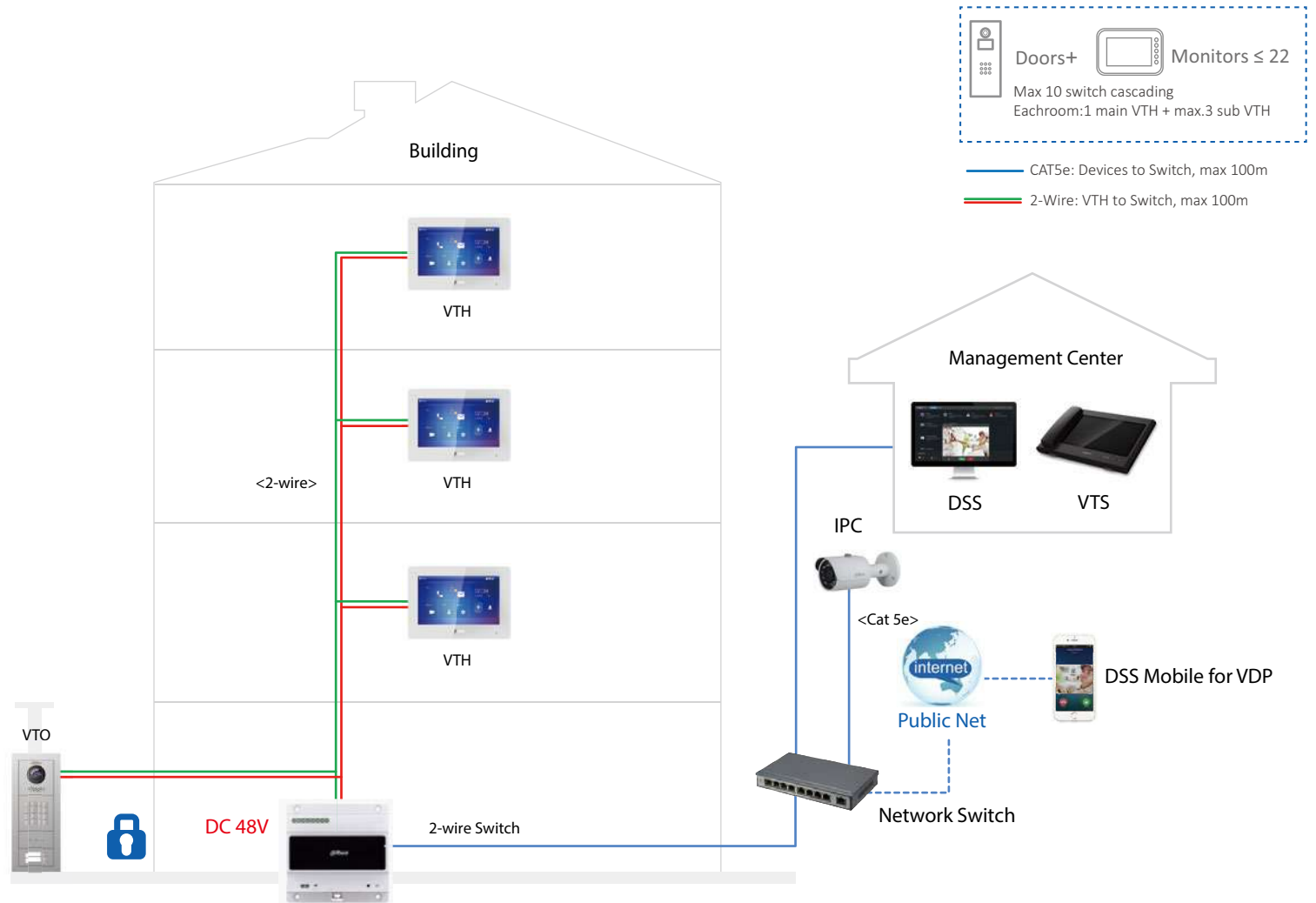
### Recommended Products

-  Video & Audio Call
-  Night Vision
-  Group Calls
-  Emergency Calls
-  Modular Design
-  Remote Unlock
-  Alarm Integration
-  Video & Audio Messaging
-  IPC Surveillance
-  Mobile Application

		<b>VTO4202F-P</b> Camera module 2MP 160° IP65, IK07	<b>VTO4202F-MB5</b> Five-button module IP65, IK07	
		<b>VTO4202F-MS</b> Display module 3.0" STN IP65, IK07	<b>VTO4202F-MF</b> Fingerprint module IP65, IK07	<b>VTH2421FW-P</b> IP Indoor Monitor 7" Capacitive, 1024x600

# > IP 2-wire Apartment Solution

The IP 2-Wire Apartment Solution uses two wires to transmit data signals and power. Flexible modular design with camera, button, keyboard, reader, and fingerprint modules allows you to choose which components to use and install on 2-module, 3-module, or 9-module front panels.



## Features



Video & Audio Call



Night Vision



Group Calls



Emergency Calls



Modular Design



Remote Unlock



Alarm Integration



Video & Audio Messaging



IPC Surveillance



Mobile Application

## Recommended Products



### VTO4202F-P-S2

Camera module  
2MP 160°  
IP65, IK07



### VTO4202F-MB5

Five-button module  
IP65, IK07

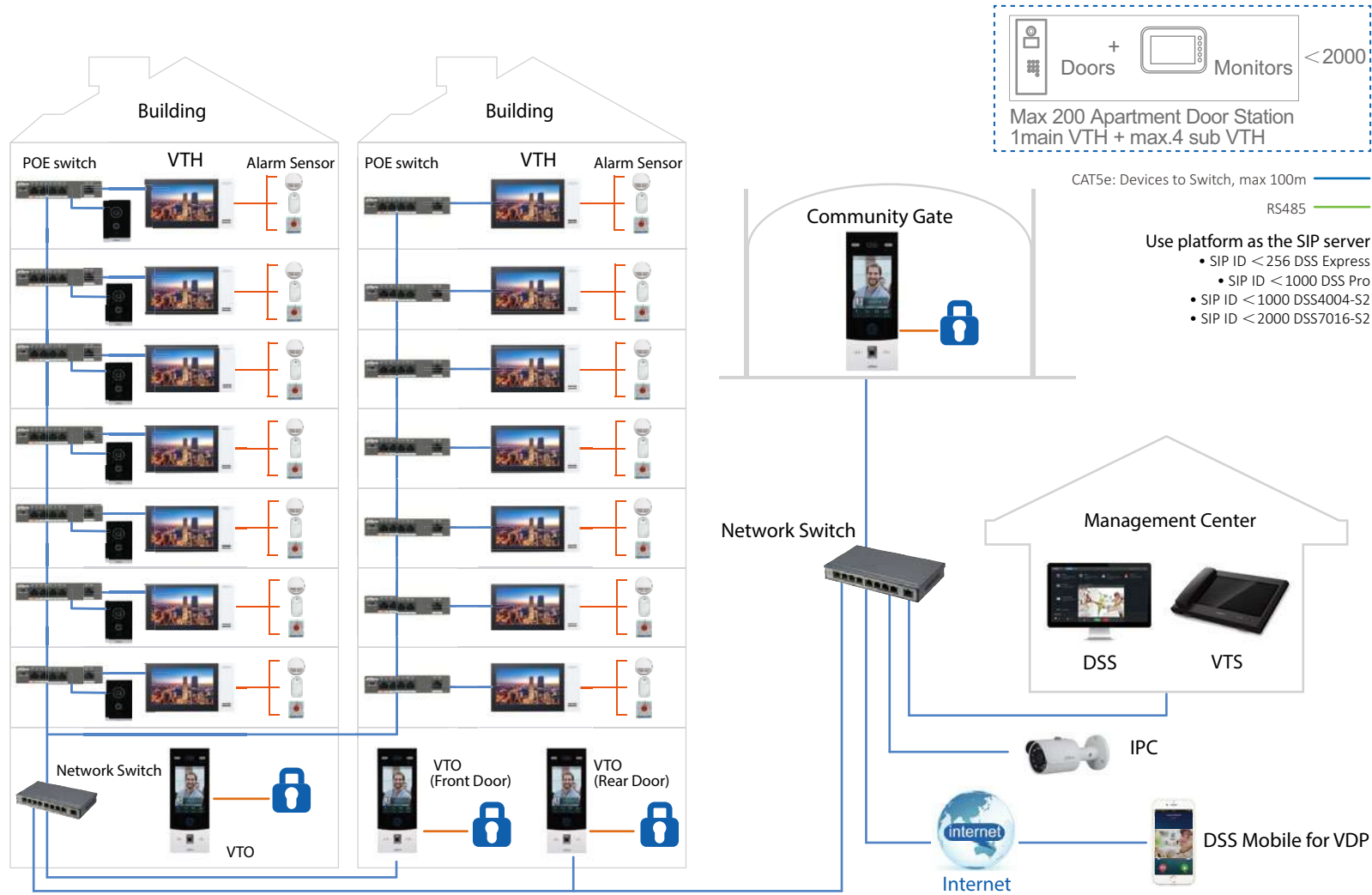
**VTO4202F-MS**  
Display module  
3.0" STN  
IP65, IK07

**VTO4202F-MF**  
Fingerprint module  
IP65, IK07



**VTH5422HW**  
Indoor Monitor  
7" Capacitive  
2.5D glass screen

# > IP Apartment Solution



The IP Apartment Solution provides a large scale system with rich functionality such as video intercom, real-time video surveillance and intrusion detection. Various authentication methods (password, RFID card) provide maximum security. Management center calling capabilities as well as calling between residents provide great convenience to residents and property management personnel.

## Features



Video & Audio Calls



Night Vision



Group Calls



Emergency Calls



Remote Unlock



Alarm Integration



Video & Audio Messaging



IPC Surveillance



Mobile Application

## Recommended Products



**VTO7541G**

Unit Door Station  
2MP COMS  
Face & Fingerprint  
IP66, IK07



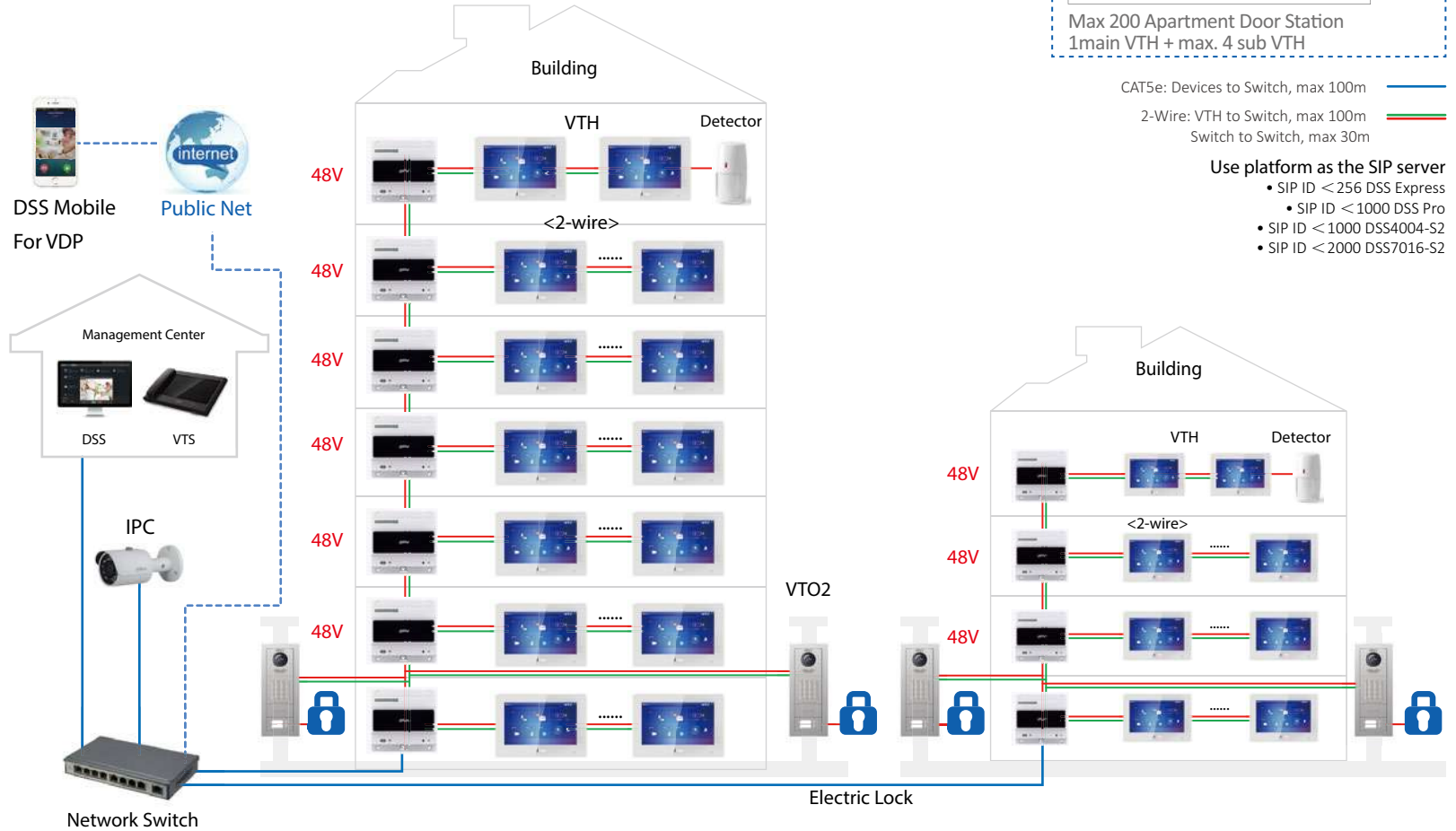
**VTH2421FW-P**

IP Indoor Monitor  
7" Capacitive, 1024x600

# IP 2-Wire Apartment Solution

The IP 2-Wire Apartment Solution uses two wires to transmit data signals and power.

2-wire indoor monitors can access the Internet easily through a special converter. The system adapts to multiple wiring environments easily and enables all digital apartment functions. Replace your existing analog apartment system with the Dahua IP 2-Wire Apartment Solution and create a complete IP world.



## Features



Video & Audio Calls



Night Vision



Group Calls



Emergency Calls



Remote Unlock



Alarm Integration



Video & Audio Messaging



IPC Surveillance

## Recommended Products



### VTO4202F-P-S2

Camera module  
2MP 160°  
IP65, IK07



### VTO4202F-MS

Display module  
3.0" STN  
IP65, IK07



### VTO4202F-MB5

Five-button module  
IP65, IK07



### VTO4202F-MF

Fingerprint module  
IP65, IK07

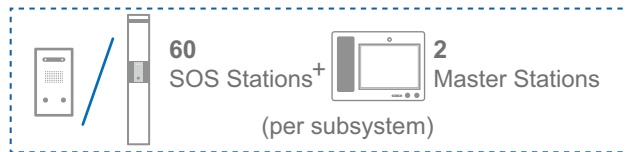


### VTH5422HW

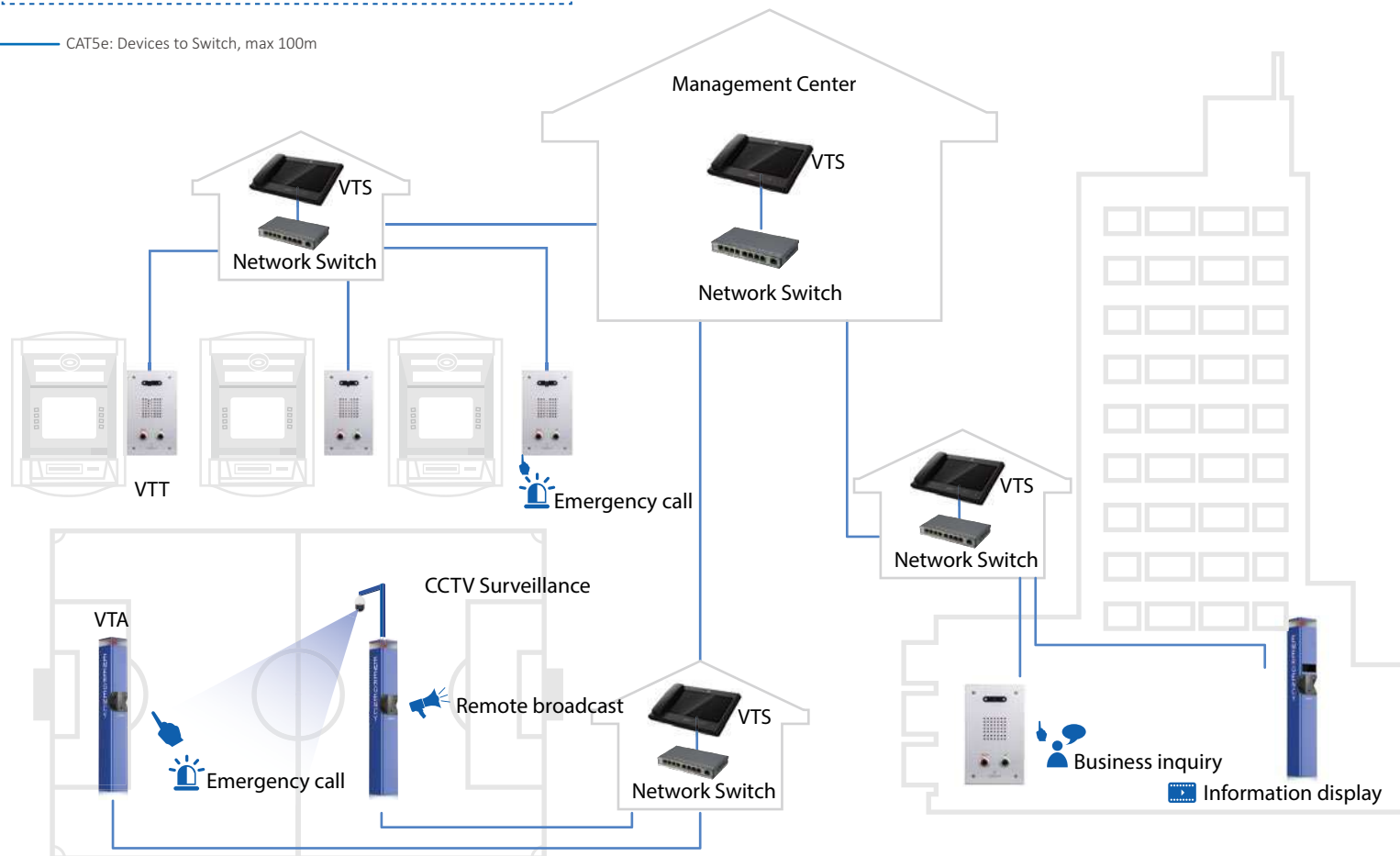
Indoor Monitor  
7" Capacitive  
2.5D glass screen

# > SOS Solution

Emergency phone terminals can be used in a variety of public locations. Multiple product types meet different installation requirements. Abundant extension devices make a complete solution possible.



— CAT5e: Devices to Switch, max 100m



## Features



HD Video



Bidirectional Video & Audio Talk



CCTV Surveillance



Remote Monitor



Remote Broadcast



Vandal Proof

## Recommended Products



### VTA2302A

Emergency Phone Box  
1.3MP COMS  
IP65, IK08



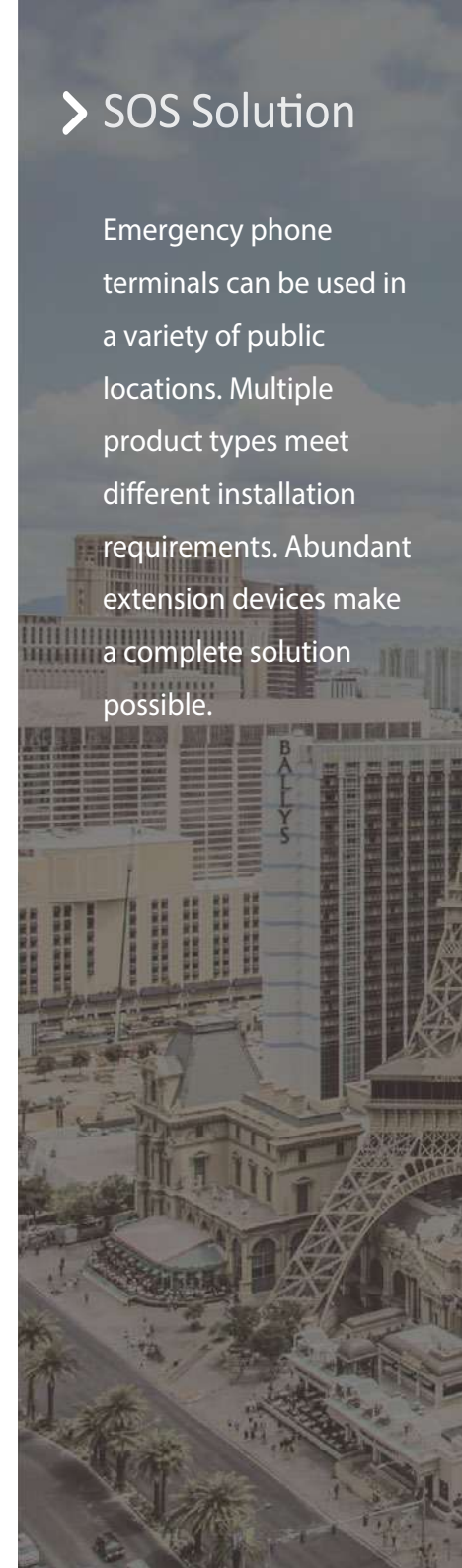
### VTA8111A

Emergency phone tower  
1.3MP COMS  
IP65, IK10



### VTS8340B-CG

Master Station  
10" Capacitive  
1.3MP COMS

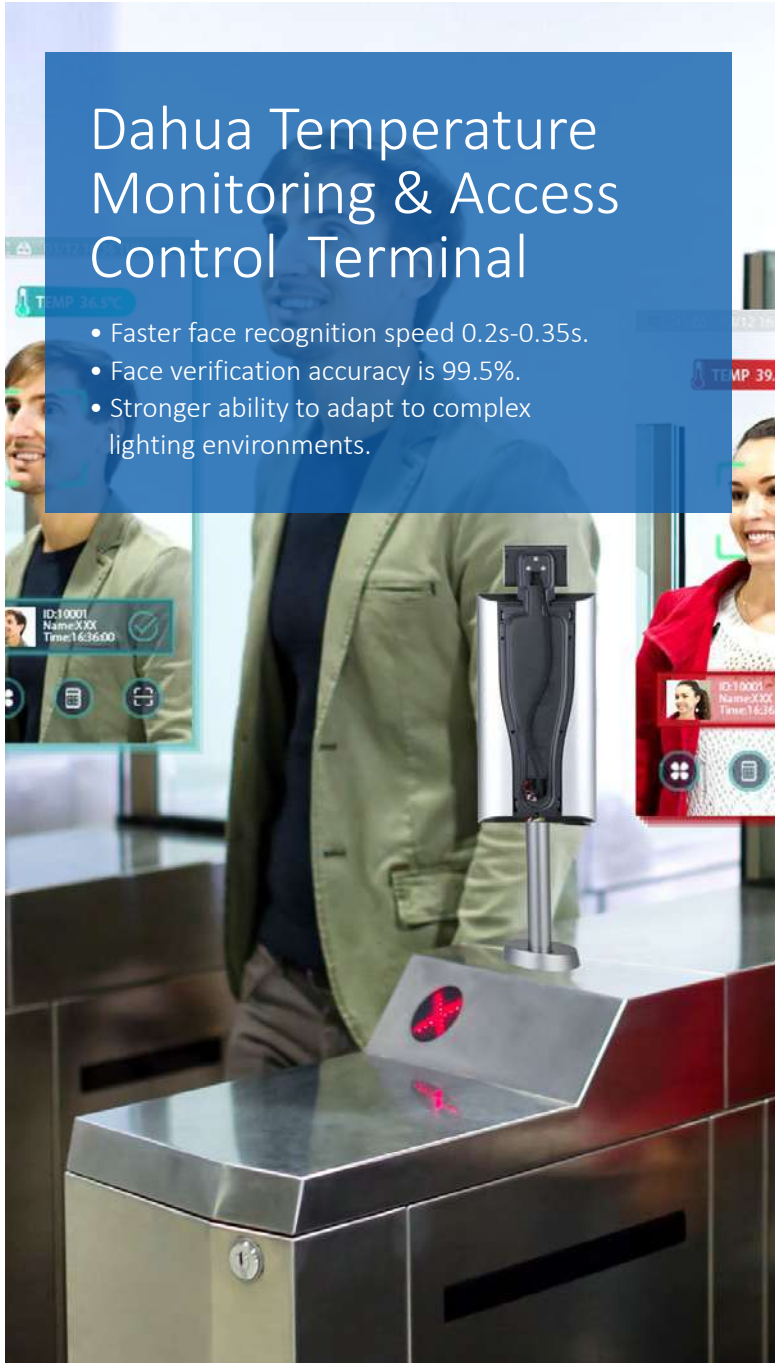


# ACCESS CONTROL





# FACE RECOGNITION TERMINALS



## Dahua Temperature Monitoring & Access Control Terminal

- Faster face recognition speed 0.2s-0.35s.
- Face verification accuracy is 99.5%.
- Stronger ability to adapt to complex lighting environments.

Temperature Series Products				
		DHI-ASI7213X-V1-T1	DHI-ASI6213J-FT1	DHI-ASI7213YO-V3-T0
<b>Basic</b>	<b>Model</b>			
	<b>Product</b>	Forehead Temperature Monitoring	Forehead Temperature Monitoring	Wrist Temperature Monitoring
<b>Face Recognition Performance</b>	<b>Screen</b>	2.5D curved, 7 inch touch screen	4.3 inch touch screen	7 inch touch screen
	<b>Card Capacity</b>	100,000	6000	50,000
	<b>Face Capacity</b>	100,000	6000	50,000
	<b>Log Capacity</b>	300,000	150,000	100,000
	<b>FR Speed</b>	0.2"	0.2"	0.35"
	<b>Face Verification Accuracy</b>	99.5%	99.5%	99.5%
	<b>Material</b>	PC+Aluminium-alloy	Aluminium alloy/PC	PC+ABS
	<b>Mask Detection</b>	YES	YES	YES
<b>Temperature Monitoring Performance</b>	<b>Temperature Monitor Range</b>	30°C~-45°C	30°C~-45°C	30°C~-45°C
	<b>Operation Environment Temperature</b>	10°C~-35°C	10°C~-35°C	10°C~-35°C
	<b>Temperature Monitoring Distance</b>	30cm-180cm	30cm-120cm	1cm-5cm
	<b>Temperature Monitoring Speed</b>	0.2"	0.2"	1"
	<b>Temperature Monitoring Error</b>	≤ 0.5°C	≤ 0.5°C	≤ 0.3°C
<b>Installation</b>	<b>Installation Environment</b>	Indoor	Indoor	Outdoor (Shield Necessary)
	<b>Mounting Method</b>	Wall Mounted Vertical Mounted Desktop Mounted On-turnstile Mounted	Wall Mounted Vertical Mounted Desktop Mounted On-turnstile Mounted	Vertical Mounted Desktop Mounted
<b>Others</b>	<b>Platform</b>	DSS Express Smartpss-AC DMSS	DSS Express Smartpss-AC DMSS	DSS Express Smartpss-AC DMSS
	<b>NVR</b>	NVR5-4KS2 NVR5-I	NVR5-4KS2 NVR5-I	NVR5-4KS2 NVR5-I
	<b>VTH</b>	DHI-VTH5341G--Android DHI-VTH5421EW-H--Handset DHI-VTH2421FW-P	DHI-VTH5341G--Android DHI-VTH5421EW-H--Handset DHI-VTH2421FW-P	DHI-VTH5341G--Android DHI-VTH5421EW-H--Handset DHI-VTH2421FW-P

## Face To Convenient Future

- Fast: face recognition speed is less than 0.3 second per person.
- Accurate: 99.5% accurate and strong adaptability to harsh environment.
- Convenient: touchless access; diverse installation for option; multiple management interface.
- Trusted: comply with GDPR; anti-spoofing algorithm against photo and video attack.






## FACE RECOGNITION TERMINALS

FACT Series Products		
	ASI6213J-MW	ASI6214J-MFW
Model		
Screen	4.3" LCD touchscreen, 480 × 272	4.3" LCD touchscreen, 480 × 272
Reader Format	13.56 MHz Mifare Classic (IC)	13.56 MHz Mifare Classic (IC)
Communication	RS485 Wiegand Input/Output (26/34/66 bits)	RS485 Wiegand Input/Output (26/34/66 bits)
Interface	USB	USB
Alarm In/Out	1/1	1/1
Users	6,000	6,000
Card Capacity	6,000	6,000
Fingerprint	—	6,000
Face Capacity	6,000	6,000
Record Capacity	150,000	150,000
Face Recognition Speed	0.3s	0.3s
Users Roles	General, VIP, Guest, Patrol, Duress, Disabled	General, VIP, Guest, Patrol, Duress, Disabled
Time Plans	128	128
Alarm Types	Door time out, Intrusion, Duress, Tamper, Anti-passback, Unauthorized Card Overcount	Door time out, Intrusion, Duress, Tamper, Anti-passback, Unauthorized Card Overcount
Ethernet	10/100Mbps	10/100Mbps
Ingress Protection	IP65	IP65
Working Temperature	-30°C~+60°C	-30°C~+60°C
Power Supply	DC 12V/2A	DC 12V/2A

# FACE RECOGNITION TERMINALS

## FACT Series Products

	ASI3223GL	ASI3213G-MW	ASA3213GL-MW
Model			
Screen	4.3" LCD touchscreen, 480 × 272	4.3" LCD touchscreen, 480 × 272	4.3" LCD touchscreen, 480 × 272
Reader Format	—	13.56 MHz Mifare Classic (IC)	13.56 MHz Mifare Classic (IC)
Communication	RS485	RS485	RS485
Interface	USB	USB	USB
Alarm In/Out	1/1	1/1	1/1
Users	1,000	1,500	500
Card Capacity	—	1,500	500
Fingerprint	—	—	—
Face Capacity	1,000	1,500	500
Record Capacity	150,000	150,000	150,000
Face Recognition Speed	0.2s	0.3s	0.3s
Users Roles	General, VIP, Guest, Patrol, Duress, Disabled	General, VIP, Guest, Patrol, Duress, Disabled	—
Time Plans	128	128	—
Alarm Types	Door time out, Intrusion, Duress, Tamper, Anti-passback	Door time out, Intrusion, Duress, Tamper, Anti-passback, Unauthorized Card Overcount	—
Ethernet	10/100Mbps	10/100Mbps	10/100Mbps
Ingress Protection	—	—	—
Working Temperature	-10 °C to +55 °C	-10°C~+55°C	-10°C~+55°C
Power Supply	DC 12 V 1.5 A	DC 12V/1.5A	DC 12V/1.5A

## Based on deep learning face recognition algorithm

- Faster face recognition speed: 0.2s/0.35s
- Larger face template capacity: 30K-100K
- Stronger ability to adapt to complex lighting environments



# FACE RECOGNITION TERMINALS

Face Recognition Terminals			
	ASI7213X	ASI7214X	ASI7213Y-V3
Model			
Screen	7" touchscreen, 1024x600	7" touchscreen, 1024x600	7" touchscreen, 1024x600
Reader Format	13,56 MHz Mifare Classic (IC)	13,56 MHz Mifare Classic (IC)	13,56 MHz Mifare Classic (IC)
Communication	RS485 Wiegand Input/Output (26/34/66 bits)	RS485 Wiegand Input/Output (26/34/66 bits)	RS485 Wiegand Input/Output (26/34/66 bits)
Interface	USB	USB	USB
Alarm In/Out	2/2	2/2	2/2
Users	100,000	100,000	50,000
Card Capacity	100,000	100,000	50,000
Fingerprint	—	10,000	—
Face Capacity	100,000	100,000	50,000
Record Capacity	300,000	300,000	100,000
Face Recognition Speed	≤0.2s	≤0.2s	≤0.35s
Users Roles	General, VIP, Guest, Patrol, Duress, Disabled	General, VIP, Guest, Patrol, Duress, Disabled	General, VIP, Guest, Patrol, Duress, Disabled
Time Plans	128	128	128
Alarm Types	Door time out, Intrusion, Duress, Tamper, Anti-passback, Unauthorized Card Overcount	Door time out, Intrusion, Duress Fingerprint, Duress, Tamper, Anti-passback, Unauthorized Card Overcount	Door time out, Intrusion, Duress, Tamper, Anti-passback, Unauthorized Card Overcount
Ethernet	10/100Mbps	10/100Mbps	10/100Mbps
Ingress Protection	IP65	IP65	—
Working Temperature	-30°C~+60°C	-30°C~+60°C	-10°C~+55°C
Power Supply	DC 12V/2A	DC12V/2A	DC 12V/2A






# MULTI-DOOR CONTROLLER SYSTEM

## Multi-Door Controllers



- Central management
- Wiegand and RS485 reader protocol

### Multi-door Controllers

	ASC2202B-S	ASC2202B-D	ASC2204B-S
Model			
Readers	2	4	4
Communication	RS485, Wiegand 26/34	RS485, Wiegand 26/34	RS485, Wiegand 26/34
Control mode	2 door 1-way	2 door 2-way	4 door 1-way
Exit Buttons	2	2	4
Door Sensors	2	2	4
Alarm In/Out	2/2	4/4	1/1
Users	100,000	100,000	100,000
Record Capacity	500,000	500,000	500,000
User Roles	General, VIP, Guest, Patrol, Duress	General, VIP, Guest, Patrol, Duress	General, VIP, Guest, Patrol, Duress
Time Plans	128	128	128
Holiday Schedules	128	128	128
Alarm Types	Door time out, Intrusion, Duress, Tamper	Door time out, Intrusion, Duress, Tamper	Door time out, Intrusion, Duress, Tamper
Ethernet	10/100Mbps	10/100Mbps	10/100Mbps
Accumulator Battery	—	—	—
Working Temperature	-30°C~+60°C	-30°C~+60°C	-30°C~+60°C
Power Supply	DC 12V	DC 12V	DC 12V



# MULTI-DOOR CONTROLLER SYSTEM

Multi-door Controllers					
	ASC2202C-S	ASC2202C-D	ASC2204C-S	ASC2204C-D	ASC2204B-S
Model					
Readers	2	4	4	8	8
Communication	RS485, Wiegand 26/34	RS485, Wiegand 26/34	RS485, Wiegand 26/34	RS485, Wiegand 26/34	RS485, Wiegand 26/34
Control mode	2 door 1-way	2 door 2-way	4 door 1-way	4 door 2-way	8 door 1-way
Exit Buttons	2	2	4	4	4
Door Sensors	2	2	4	4	4
Alarm In/Out	2/2	6/4	6/4	8/8	8/8
Users	100,000	100,000	100,000	100,000	100,000
Record Capacity	500,000	500,000	500,000	500,000	500,000
User Roles	General, VIP, Guest, Patrol, Duress	General, VIP, Guest, Patrol, Duress	General, VIP, Guest, Patrol, Duress	General, VIP, Guest, Patrol, Duress	General, VIP, Guest, Patrol, Duress
Time Plans	128	128	128	128	128
Holiday Schedules	128	128	128	128	128
Alarm Types	Door time out, Intrusion, Duress, Tamper	Door time out, Intrusion, Duress, Tamper	Door time out, Intrusion, Duress, Tamper	Door time out, Intrusion, Duress, Tamper	Door time out, Intrusion, Duress, Tamper
Ethernet	10/100Mbps	10/100Mbps	10/100Mbps	10/100Mbps	10/100Mbps
Accumulator Battery	Max. 12V/7Ah	Max. 12V/7Ah	Max. 12V/7Ah	Max. 12V/7Ah	Max. 12V/7Ah
Working Temperature	-30°C~+60°C	-30°C~+60°C	-30°C~+60°C	-30°C~+60°C	-30°C~+60°C
Power Supply	100-240 V AC	100-240 V AC	100-240 V AC	100-240 V AC	100-240 V AC

# MULTI-DOOR CONTROLLER SYSTEM

## Master Controller

- Onvif Profile C, CGI, SDK compatibility for 3rd party integration
- CAN bus can cascade 16 slave controllers; manage up to 68 doors
- Global anti-pass back and multi-door interlock to keep complex large areas secure

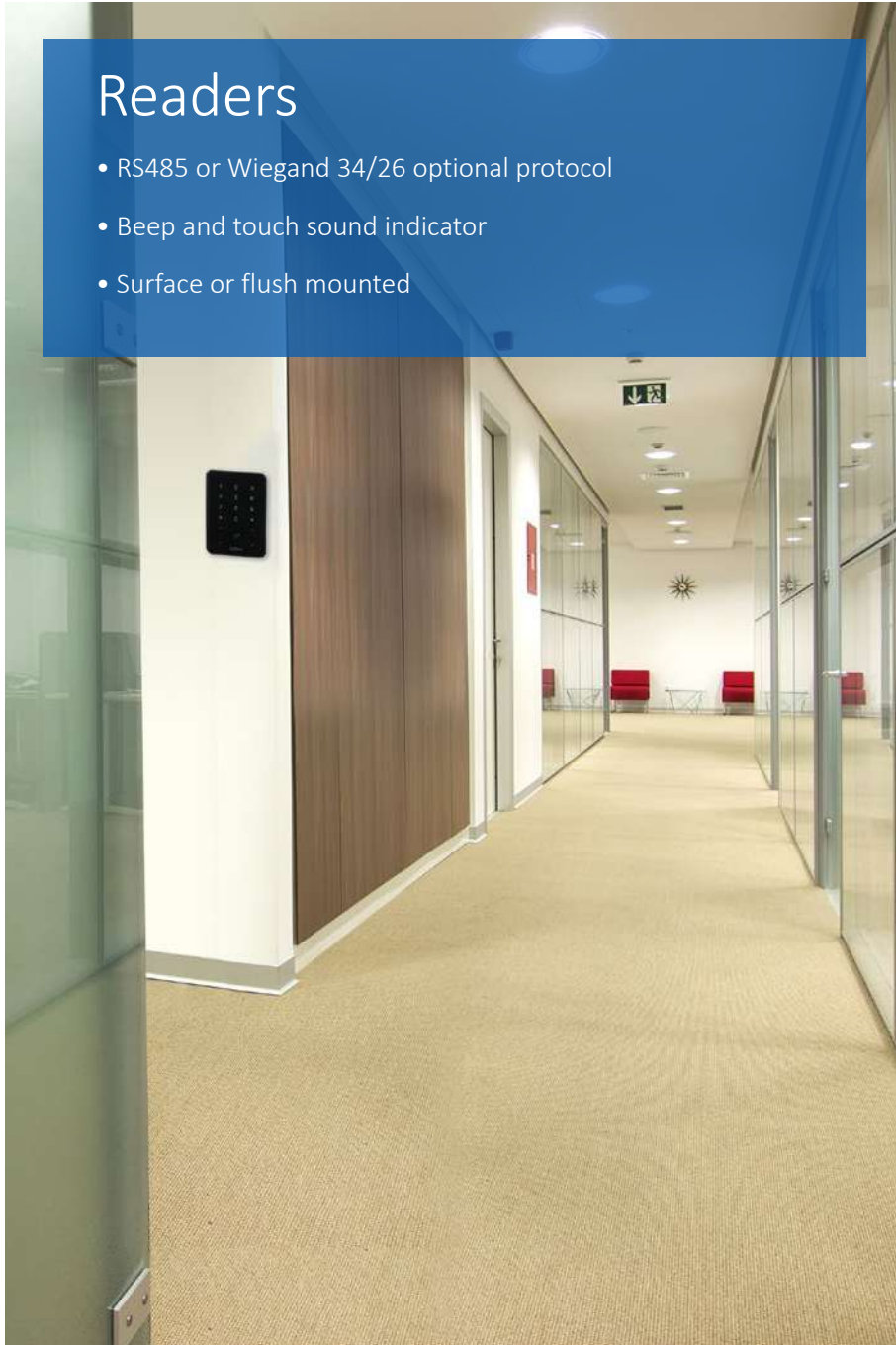
### Master Controller and Expansion Modules



	ASC2204C-H	ASC2104B-T	ASC2102B-T
Model			
Device	Master controller	Slave controller	Slave controller
Readers	4	4	4
Communication	TCP/IP, CAN bus	CAN bus	CAN bus
Exit Button	4	4	2
Door Sensor	4	4	2
Alarm In/Out	8/8	1/1	5/1
Users	200,000	20,000	20,000
Record Capacity	150,000	30,000	30,000
Third Party	Onvif profile C, CGI, SDK	—	—
User Management	General, VIP, Guest, Patrol, Duress	General, VIP, Guest, Patrol, Duress	General, VIP, Guest, Patrol, Duress
Time Plan	128	128	128
Holiday Schedule	128	128	128
Alarm	Door time out, Intrusion, Duress, Tamper	Door time out, Intrusion, Duress	Door time out, Intrusion, Duress
Battery	Max. 12V/7Ah	—	—
Working Temperature	-30°C~+60°C	-30°C~+60°C	-30°C~+60°C
Power Supply	AC100V~240V/12W	DC9~15V/6W	DC9~15V/6W







## Readers

- RS485 or Wiegand 34/26 optional protocol
- Beep and touch sound indicator
- Surface or flush mounted



Readers				
	ASR2201D-B	ASR2201D-BD	ASR1101M	ASR1101M-D
Model				
Reader Format	13.56 MHz Mifare Classic (IC)	125 kHz Unique (ID)	13.56 MHz Mifare Classic (IC)	125 kHz Unique (ID)
Communication	Bluetooth RS485 OSDP Wiegand 34/26		RS485 Wiegand 34/26	
Fingerprint Capacity	—		—	
Password Input	Supported		Supported	
Transmission Distance	RS485: 100m/1000m (Separate power supply) Wiegand:40m		RS485: 100m/1000m (Separate power supply) Wiegand:40m	
Alarm Types	Tamper		Tamper	
Keypad	Touch keypad		Metal button	
Indications	Blue Backlight, Buzzer		Blue Backlight, Buzzer	
Ingress Protection	IP65		IK08	
Working Environment	-30°C~+60°C		-30°C~+60°C	
Power Supply	DC9~15V/1.2W		DC9~15V/1.2W	






Readers						
	ASR2200A	ASR2200A -D	ASR2201A	ASR2201A -D	ASR2100A	ASR2100A-D
Model						
Reader Format	13.56 MHz Mifare Classic (IC)	125 kHz Unique (ID)	13.56 MHz Mifare Classic (IC)	125 kHz Unique (ID)	13.56 MHz Mifare Classic (IC)	125 kHz Unique (ID)
Communication	RS485 Wiegand 34/26		RS485 Wiegand 34/26		RS485 Wiegand 34/26	
Fingerprint Capacity	—		—		—	
Password Input	—		Supported		—	
Transmission Distance	RS485: 100m/1000m (Separate power supply) Wiegand:40m		RS485: 100m/1000m (Separate power supply) Wiegand:40m		RS485: 100m/1000m (Separate power supply) Wiegand:40m	
Alarm Types	Tamper		Tamper		Tamper	
Keypad	—		Touch keypad		—	
Indications	Blue Backlight, Buzzer		Blue Backlight, Buzzer		Blue Backlight, Buzzer	
Ingress Protection	IP66 (silicon sealant is needed)		IP66 (silicon sealant is needed)		IP66 (silicon sealant is needed)	
Working Environment	-30°C~+70°C		-30°C~+70°C		-30°C~+70°C	
Power Supply	DC9~15V/1.2W		DC9~15V/1.2W		DC9~15V/1.2W	

Readers						
	ASR2101A	ASR2101A-D	ASR2100A-ME	ASR2101A-ME	ASR2102A	ASR2102A-D
Model						
Reader Format	13.56 MHz Mifare Classic (IC)	125 kHz Unique (ID)	13.56 MHz Mifare Classic (IC)/125 kHz Unique (ID)	13,56 MHz Mifare Classic (IC)/125 kHz Unique (ID)	13.56 MHz Mifare Classic (IC)	125 kHz Unique (ID)
Communication	RS485 Wiegand 34/26		RS485 Wiegand 34/26		RS485	
Fingerprint Capacity	—		—		3000	
Password Input	Supported		—		—	
Transmission Distance	RS485: 100m/1000m (Separate power supply) Wiegand:40m		RS485: 100m/1000m (Separate power supply) Wiegand:40m		RS485: 100m/1000m (Separate power supply)	
Alarm Types	Tamper		Tamper		Tamper	
Keypad	Touch keypad		—		—	
Indications	Blue Backlight, Buzzer		Blue Backlight, Buzzer		Blue Backlight, Buzzer	
Ingress Protection	IP66 (silicon sealant is needed)		IP66 (silicon sealant is needed)		IP66 (silicon sealant is needed)	
Working Environment	-30°C~+70°C		-30°C~+60°C		-20°C~+65°C	
Power Supply	DC9~15V/1.2W		DC9~15V/1.2W		DC9~15V/1.2W	

# STANDALONE TERMINAL

## Standalones

- All-in-one design
- LCD display operation menu
- Wiegand and RS485 reader protocol




Standalones										
	ASI1212D	ASI1212D-D	ASI1212F	ASI1212F-D	ASI1201E	ASI1201E-D	ASI1201A	ASI1201A-D	ASI1202M	ASI1202M-D
Model										
Screen	2.0" TFT 320x240		2.8" TFT 320x240		—		LCD 128x64		—	
Reader Format	13.56 MHz Mifare Classic (IC)	125 KHZ (ID)	13.56 MHz Mifare Classic (IC)	125 KHZ (ID)	13.56 MHz Mifare Classic (IC)	125 KHZ (ID)	13.56 MHz Mifare Classic (IC)	125 KHZ (ID)	13.56 MHz Mifare Classic (IC)	125 KHZ (ID)
Communication	RS485 Wiegand 26/34		RS485 Wiegand 26/34		RS485 Wiegand 26/34		RS485 Wiegand 26/34		RS485 Wiegand 26/34	
Interface	USB		USB		—		—		USB	
Alarm In/Out	1/1		1/2		—		1/2		1/1	
Users	30,000		30,000		30,000		30,000		30,000	
Card Capacity	30,000		30,000		30,000		30,000		30,000	
Fingerprint Capacity	3,000		3,000		—		—		3,000	
Record Capacity	150,000		150,000		150,000		150,000		150,000	
Face Capacity	—		—		—		—		—	
User Roles	General, VIP Guest, Patrol Duress		General, VIP Guest, Patrol Duress		General, VIP Guest, Patrol Duress		General, VIP Guest, Patrol Duress		General, VIP Guest, Patrol Duress	
Time Plans	128		128		128		128		128	
Alarm Types	Door time out, Intrusion, Duress, Tamper		Door time out, Intrusion, Duress, Tamper		Door time out, Intrusion, Duress, Tamper		Door time out, Intrusion, Duress, Tamper		Door time out, Intrusion, Duress, Tamper	
Ethernet	10/100Mbps		10/100Mbps		10/100Mbps		10/100Mbps		10/100Mbps	
Ingress Protection	—		—		IP66		—		IP65/IK10	
Working Temperature	-10°C~+55°C		-10°C~+45°C		-30°C~+55°C		-10°C~+55°C		-30°C~+60°C	
Power Supply	DC9~15V/6W		DC9~15V/6W		DC9~15V/6W		DC9~15V/6W		DC9~15V/12W	

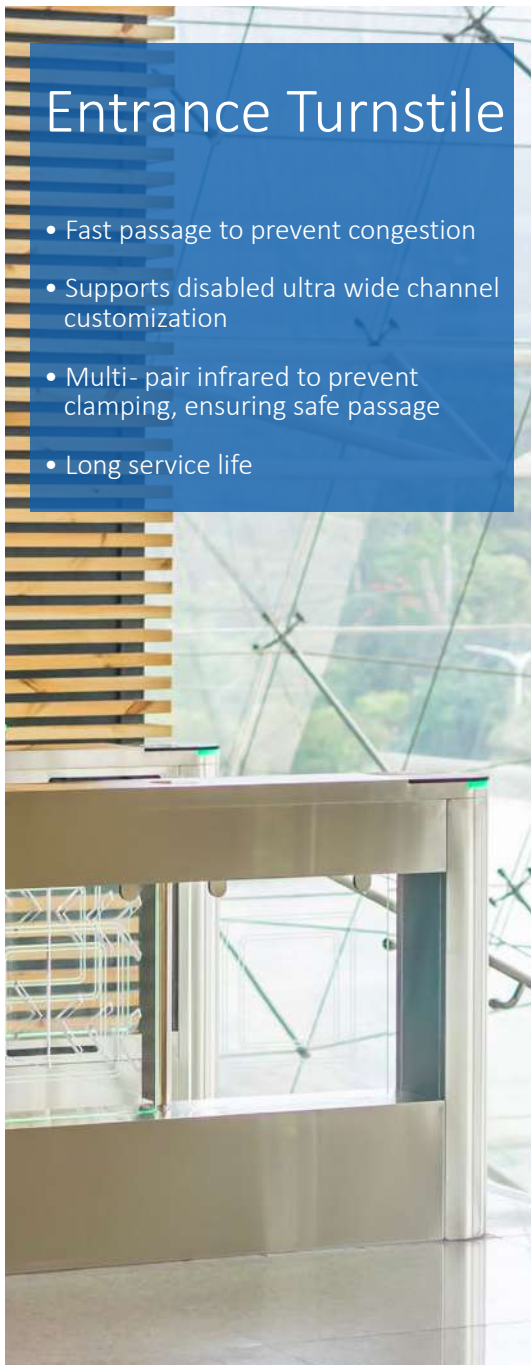
# STANDALONE TERMINAL

## Time Attendance Terminals

- New friendly UI
- Fingerprint/RF/password verification
- USB disk upgrade firmware
- USB disk export/import user information
- Local device generate Smart Attendance Reports





### Time Attendance Terminals










		ASA1222E	ASA1222E-S	ASA1222G	ASA1222G-D
Model					
Access Control Function		—	—	Lite	
System	Memory	8M RAM + 8M Flash	8M RAM + 16M Flash	8M RAM + 16M Flash	
	LCD	2.4" TFT 320x240	2.4" TFT 320x240	2.4" TFT 320x240	
	Camera	—	—	—	
Capacity	User	1,000	1,000	1,000	
	Face Template	—	—	—	
	Fingerprint Template	2,000	2,000	2,000	
	Record Capacity	100,000	100,000	100,000	
Reader Format		—	—	13,56 MHz Mifare Classic (IC)	125 kHz Unique (ID)
Battery		—	—	2600 mAh	
Communication	TCP/IP	—	√	√	
	Wi-Fi	—	—	—	
	RS485	—	—	—	
	RS232	—	—	—	
	USB	√	√	√	
	Wiegand	—	—	—	
Alarm		—	—	—	
Power Supply		5V 1A	5V 1A	12V/1A	
Dimension (W × H × Dmm)		175x120x23	175x120x23	181x135x31	
Operating Temperature		-10°C~+55°C	-10°C~+55°C	-10°C~+55°C	
Platform Software		SmartPSS-AC	SmartPSS-AC	SmartPSS-AC	











# Entrance Turnstile

- Fast passage to prevent congestion
- Supports disabled ultra wide channel customization
- Multi- pair infrared to prevent clamping, ensuring safe passage
- Long service life

Turnstile				
	ASGB8xxX	ASGB8xxY	ASGB6xxX	ASGB6xxK
Model				
Motor	brushless servo motor	brushless servo motor	brushless servo motor	brushless servo motor
Cabinet Material	SUS304 2.0mm	SUS304 1.5mm	SUS304 1.5mm	SUS304 1.5mm
Detection	30 pairs of IR detectors	30 pairs of IR detectors	12 pairs of IR detectors	12 pairs IR detectors
Lock and unlock speed	0.6 s, adjustable	0.6 s, adjustable	0.5 s, adjustable	0.5 s, adjustable
Passing Frequency	20~60 people/minute	20~40 people/minute	20~40 people/minute	20~60 people/minute
Lifespan	5 million times	5 million times	5 million times	5 million times
Passage Width	Standard: 600 mm; maximum custom passage width: 1,000 mm	Standard: 600 mm; maximum custom passage width: 1,200 mm	Standard: 600 mm; maximum custom passage width: 1,000 mm	Standard: 600 mm; maximum custom passage width: 1,100 mm
Swing Arm	Acrylic	Metal tube	Acrylic	Metal tube
RS-232 Port	1	1	1	1
Product Dimensions	1500 mm × 120 mm × 1000 mm	1500 mm × 220 mm × 1000 mm	1500 mm × 120 mm × 1000 mm	1500 mm × 200 mm × 980 mm
Certifications	CE/FCC/ROHS	CE/FCC/ROHS	CE/FCC/ROHS	CE/FCC/ROHS
Operating Environment	indoor	outdoor	indoor	outdoor
Operating Temperature	-10°C~+60°C	-30°C~+70°C (When operating temperature is below 0°C, heating module is needed)	-25°C~+70°C (When operating temperature is below 0°C, heating module is needed)	-40°C~+70°C (When operating temperature is below -25°C, heating module is needed)
Power Supply Mode	AC 100-240V, 50/60HZ	AC 100-240V, 50/60HZ	AC 100-240V, 50/60HZ	AC 100-240V, 50/60HZ

Magnetic Locks					Electric Drop-Bolt Locks		Mute Locks	Electric Strike Locks	
Model	DHI-ASF280A	DHI-ASF500A	DHI-ASF280B	DHI-ASF500B	DHI-ASF802	DHI-ASF808	DHI-ASF601A	ASF702	ASF705
									
Description	Power on-NC Single Door Relay Input&output Anti-pull 280kg Working Temperature: -30°C~+60°C DC12V /24V	Power on-NC Single Door Relay Input&output Anti-pull 500kg Working Environment: -30°C~+60°C DC12V /24V	Power on-NC Double-door Relay Input&output Anti-pull 280kg*2 Working Environment: -30°C~+60°C DC12V /24V	Power on-NC Double-door Relay Input&output Anti-pull 500kg*2 Working Environment: -30°C~+60°C DC12V /24V	Power on-NC Magnetic auto lock Door thickness: >50mm Working Environment: -30°C~+60°C DC12V /24V	Power on-NC Magnetic auto lock Door thickness: 10~12mm Working Environment: -30°C~+60°C DC12V	Power on-NC Power off-keep status Magnetic auto lock Door thickness: >35mm Working Environment: -30°C~+60°C DC12V	Anti-pull 500kg Power off: locks door DC12V -30°C~+60°C	Anti-pull 500kg Power off: locks door DC12V -30°C~+60°C

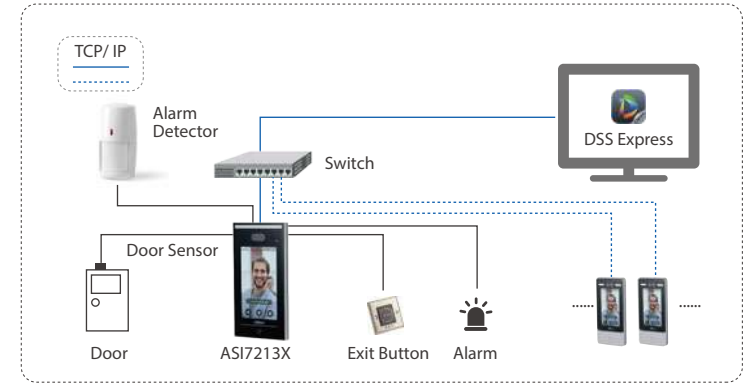
Magnetic Lock Brackets							USB Module			Others
Model	ASF280L	ASF280U	ASF280ZL	ASF280F	ASF500L	ASF500ZL	Card Enrollment Reader	Fingerprint Enrollment Reader	3-in-1 Enrollment Reader	Door Closers
										
Description	Fix magnetic lock on door frame For ASF280A or ASF280B Working Temperature: -30°C~+60°C	Fix magnetic lock plate on glass door Door thickness: 8~15mm For ASF280A or ASF280B Working Temperature: -30°C~+60°C	Fix magnetic lock and plate For ASF280A or ASF280B Working Temperature: -30°C~+60°C	Fix magnetic lock and plate on glass door Door thickness: 8~15mm For ASF280A or ASF280B Working Temperature: -30°C~+60°C	Fix magnetic lock on door frame; For ASF500A or ASF500B Working Temperature: -30°C~+60°C	Fix magnetic lock and plate For ASF500A or ASF500B Working Temperature: -30°C~+60°C	USB Communication Working Temperature: -30°C~+60°C	USB Communication FAR≤0.0001% FRR≤0.014% Working Temperature: -10°C~+55°C	USB Communication ID Card, IC Card, Fingerprint Enrollment Reader Working Temperature: -20°C to +65°C	Suitable for any door with frame and open at 180 degree

Buttons					Cards				
Model	Exit Button	Exit Button	Touchless Exit Button	Emergency Exit Button	IC White Card	IC Key Fob	DAHUA Logo Key Fob	ID White Card	ID Key Fob
	ASF900	ASF905	ASF908	ASF921	IC-S50	IC-SM	YX-4CM	ID-EM	ID-SM
Description									
	ABS plastic; 86*86*25mm -30°C~+60°C	LED light Stainless steel 91*28*25mm DC12V -30°C~+60°C	Infrared induction Stainless steel 86*86*25mm DC12V -30°C~+60°C	Plastic 86*86*50mm -30°C~+60°C	Mifare Classic 13.56 MHz Card, NXP chip	Mifare Classic 13.56 MHz Keyfob	Mifare Classic 13.56 MHz Keyfob with Dahua Technology logo	Unique 125 kHz Card	Unique 125 kHz Keyfob

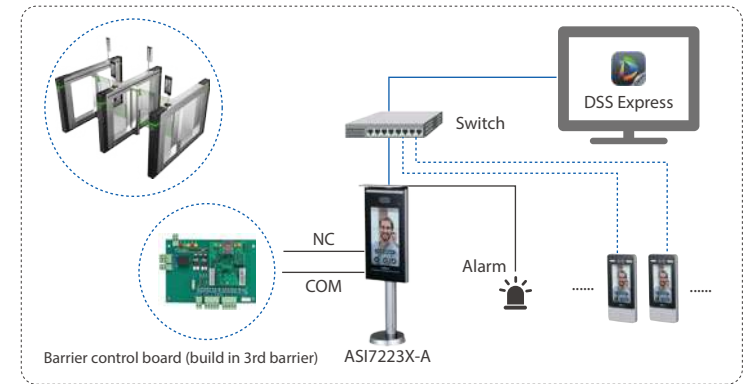
# FACE RECOGNITION TERMINALS



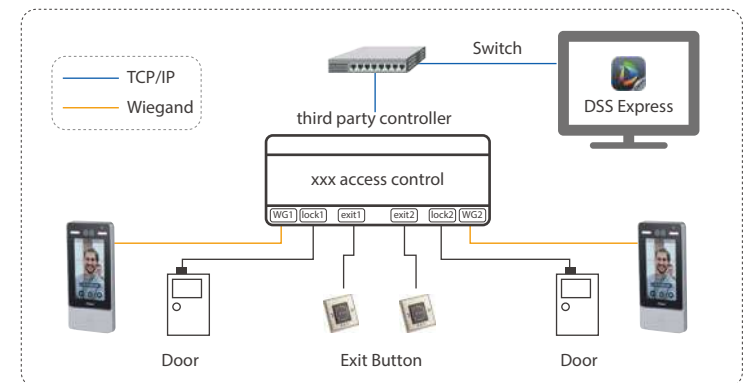
➤ Install in front of the door as a standalone terminal.



➤ Install on the barrier to allow fast opening with a face recognition reader (cooperation with a local barrier manufacturer is recommended).

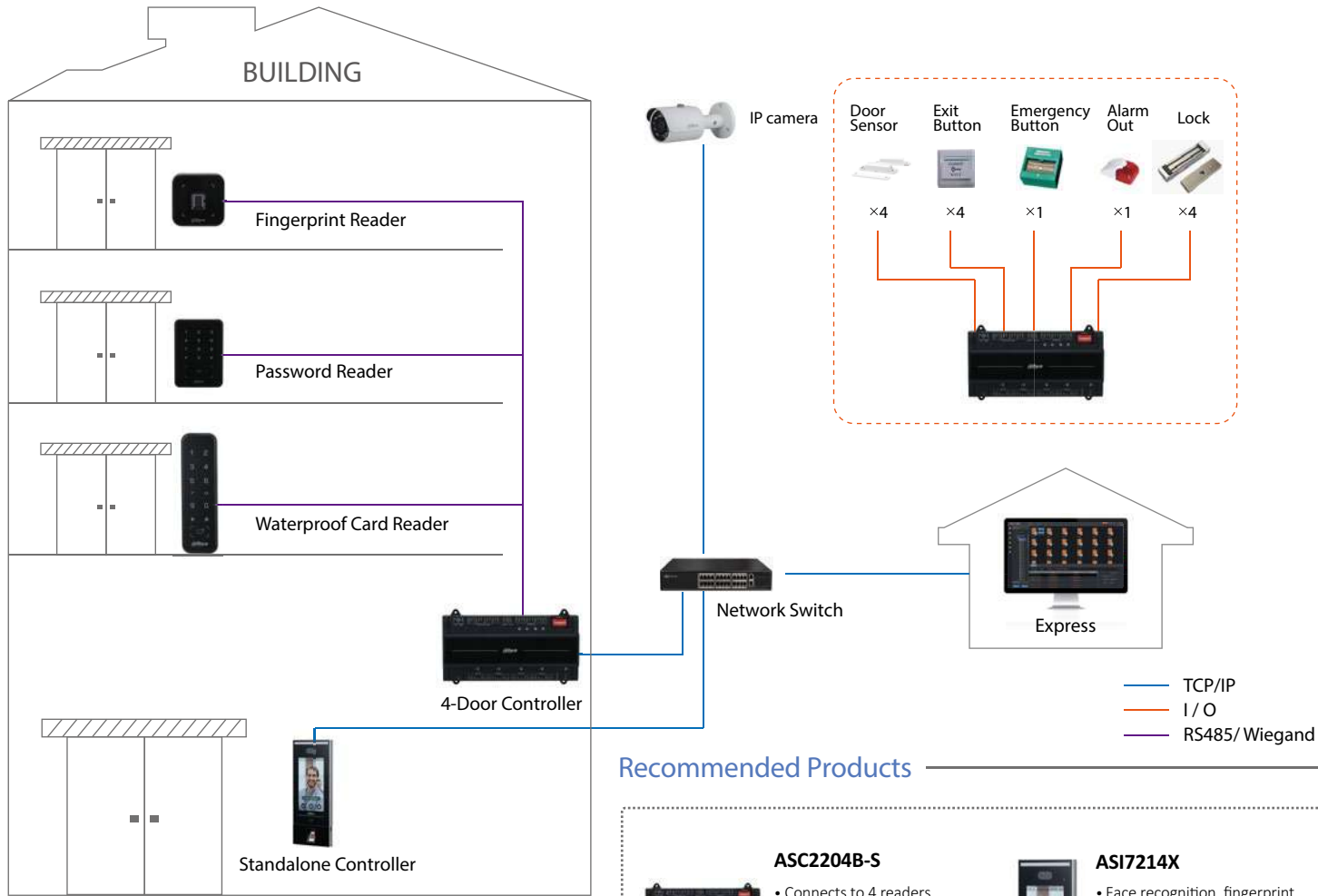


➤ When a face is verified, the associated card number is outputted to the third-party controller panel with standard wiegand protocol as face card reader. Users can choose to cooperate with third-party traditional controller manufacturer, or use a new face recognition reader to replace the old card reader.





# Access Control Solution Layout



## Features

-  Differential Rights Management
-  Reports Management
-  Video Linkage
-  Multi-door Interlock
-  Anti-passback
-  Attendance

## Recommended Products

**ASC2204B-S**

- Connects to 4 readers
- 100,000 cards & 150,000 events
- Wiegand or RS-485 interface

**ASI7214X**

- Face recognition, fingerprint recognition, card swiping, password
- 7-inch touchscreen
- Access control and time attendance
- Wiegand input/output, osdp

**ASR2102A**

- Up to 3,000 fingerprints capacity
- Supports card and fingerprint

**ASR2101A-ME**

- RS485/Wiegand protocol
- Supports IC and ID

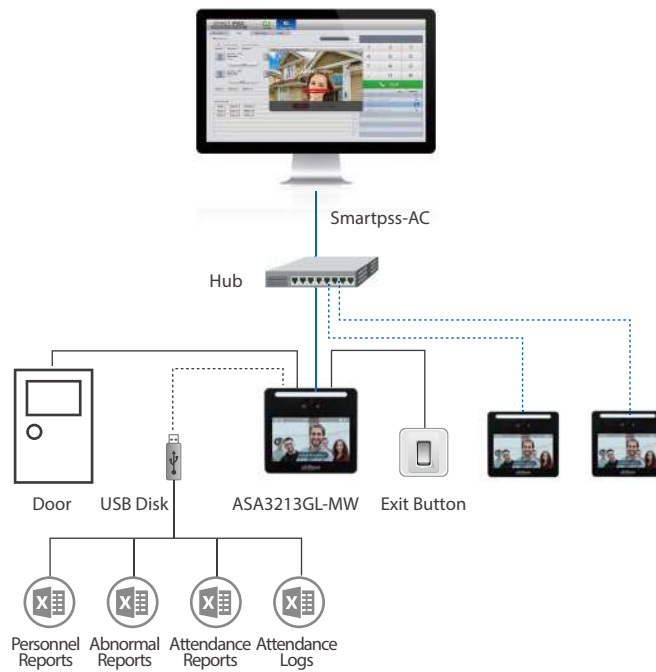
# TIME ATTENDANCE TERMINAL LAYOUT

TCP/IP



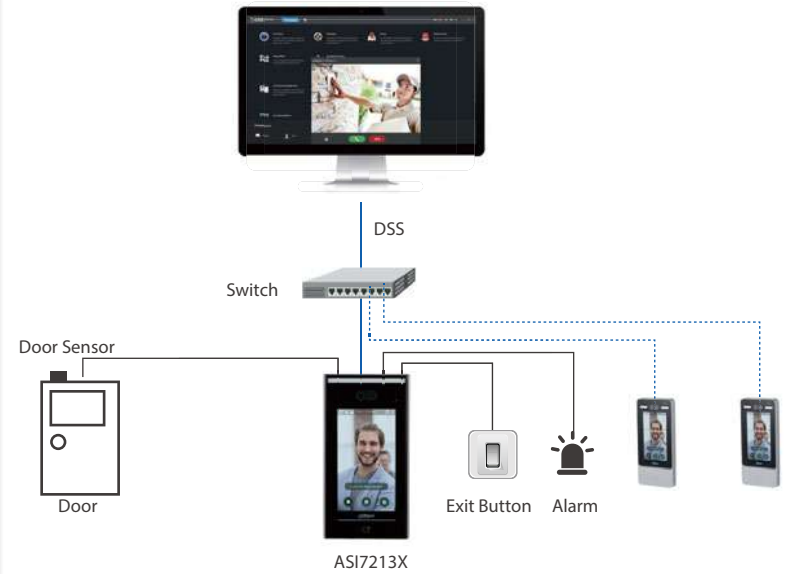
## ASA1222E

Supports device;  
Generates smart attendance report;  
Supports software;  
Works in standalone.



## ASA3213GL-MW

Lite access control function enabled. When working in standalone, it also supports Smart Attendance Report. When working online, the Smartpss-AC manages some attendance points.



## ASI7213X

Pro access control function, scheduling and access level management, alarm in and out;  
P2P communication, wiegand output for third party access control system.

# ACCESS CONTROL

## Software

- Supports up to 64 devices
- Video linkup
- Data import and export
- Attendance functionality

### Software

SmartPSS-AC V 1.002.0000000.0

- Open SDK, free
- Remotely control all doors
- Video linkup
- Attendance



Devices	Supported Devices	Controller, Access Standalone, Attendance Standalone
	Max Registered Devices	Max 64
	Device Management	Auto Search, Manually Add Devices, Apply Updates Door Group, Setup, etc.
Door Configuration	Remote Control	Open/Close door
	Open Mode Setup	Face, Card, Fingerprint, Password, Combination
	Door Parameter Setup	Unlock hold time, Holiday timezone, etc., Alarm Enable
	Check Info.	Check IP address, Version, User number, Record number
	Synchronize Data	Configuration, Record
Advanced Functions	Anti-pass back, Multi-door Interlock, Multi-card Open, Attendance	
Logging	Open Record, Alarm Record, Attendance Record, Attendance Collection	
Recommended System Requirements	OS	Windows 7 or later
	CPU	Intel i3 or later
	RAM	4G or larger
	Display Resolution	1024x768 or above

# ACCESS CONTROL

## Software

- Supports up to 200 terminals
- Video linkup
- Data import and export
- Attendance functionality

### Software

#### DSS Pro

CCTV access control, time attendance  
 in one system---all in one platform  
 One server more clients  
 200 terminals or 1000 doors  
 Video linkage  
 Fire alarm linkage  
 Video record load access control records



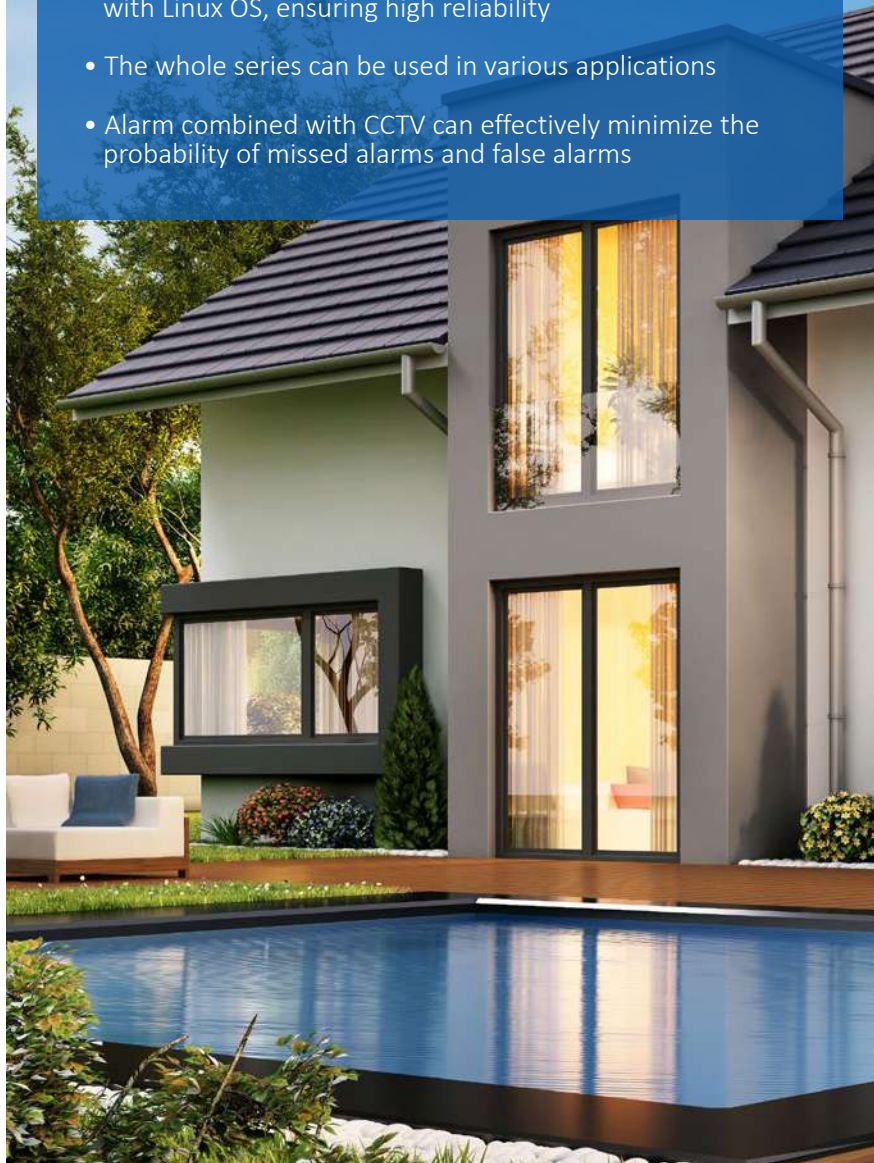
Devices	Supportd Devices	Controller, Access Control Standalone Terminal
	Max Registered Devices	200 terminals or 1000 doors
	Device Management	Auto Search, Manually Add Devices, Apply Updates Door Group, Setup, etc.
Door Configuration	Remote Control	Open/Close Door
	Open Mode Setup	Face Recognition, Card, Password, Fingerprint, Combination
	Door Parameter Setup	Unlock hold time, Holiday timezone, etc., Alarm Enable
	Check Info	Check IP address, Version, User number, Record number
	Synchronize Data	Configuration, Record
Advanced Functions	Anti-Pass back, Multi-door Interlock, Multi-card Open, Attendance	
Logging	Open Record, Alarm Record	
Minimum System Requirements	OS	OS for Server: Windows 7/Windows 8.1/Windows 10/Windows Server 2008 OS for Control Client: Windows 7/Windows 8.1/Windows 10
	HDD	200G or more
	CPU	Core i3
	RAM	8GB
	Display Resolution	1204X768


# ALARM



## Controller






- High performance controllers are embedded with Linux OS, ensuring high reliability
- The whole series can be used in various applications
- Alarm combined with CCTV can effectively minimize the probability of missed alarms and false alarms



Wired Controller	
	3 Series General Controller
	ARC3008C
Model	
On-board Zones	8
Hardwire Expansion Zone	Expansion to 72 (ARM808-RS)
PGM Output	2, expansion to 82 (ARM708-RS/ARM808-RS)
Keypad	8
Card Reader	8
Mobile APP	DMSS
Tamper Switch	1
SMS	Supports via expansion (ARA58-G/ARA58-F)
Phone Call	Supports via expansion (ARA58-G/ARA58-F)
Display	—
Audio In/Out	—
Ethernet	10/100M
PSTN	Supports via expansion (ARA58-P)
Wireless Transmission	GPRS/4G (Supports via expansion module ARA58-G/ARA58-F)
Required Battery	Max.12VDC/7Ah
Dimensions	275 × 275 × 77 mm
Working Temperature	-10°C ~ +55°C
Power	AC 100-240V, 50/60HZ Max 40W



# Wired Detector

Wired Detector						
	Pet Immunity PIR Detector	Ceiling PIR Detector	Triple-Tech PIR Detector	Outdoor Triple-Tech PIR Detector	Triple -Tech Ceiling PIR Detector	Curtain PIR Detector (86 box)
	DH-ARD1232	DH-ARD1111C	LH-928BC	LH-650IC	DH-ARD2111C	DH-ARD1612
Model						
Detecting Range/Angle	12m/90°	6m/360°	12m/90°	12m/110°	8m/360°	6m/15°
Microwave Frequency	—	—	10.525GHz	10.525GHz	10.525GHz	—
Mounting Type	Wall mount	Ceiling mount	Wall mount	Wall mount	Ceiling mount	Ceiling/Wall mount
Installation Height	2.2m	2.5-3.6m	2.2m	2.2m	2.5-3.6m	<3.6m
Pet Immunity	25kg	—	35kg	35kg	—	—
Relay Output	N.C./N.O. options	N.C.	N.C./N.O. options	N.C./N.O. options	N.C./N.O. options	N.C./N.O. options
Tamper Switch	N.C.	N.C.	N.C.	N.C.	N.C.	N.C.
Material	ABS plastic	ABS plastic	ABS plastic	ABS plastic	ABS plastic	ABS plastic
Working Temperature	-10°C~+50°C	-10°C~+50°C	-10°C~+50°C	-10°C~+50°C	-10°C~+50°C	-10°C~+50°C
Dimensions	107mm×52mm×36.5mm	116mm×28.2mm	120mm×60mm×40.6mm	129.8mm×62.7mm×51.4mm	135mm×38mm	80mm×34.5mm×28mm
Power Requirements	DC9-16V, 20mA	DC9-16V, 20mA	DC9-16V, 30mA	DC9-16V, 30mA	DC12-24V, 35mA	DC9-16V,20mA

Wired Detector		Wired Detector				
	Quad Beam Detector		Glass Break Detector	Wooden Door/ Window Contact	Iron Door Contact	Smoke Detector
Model	LHP-200Q		DH-ARD511	DH-ARD313	DH-ARD312	FAD201A
						
Distance	200m	Detecting Range/Angle	5m/9m options	>20mm	>40mm	>60mm
Beams	4	Mounting Type	Ceiling/Wall mount	Surface mount	Surface mount	Ceiling/Wall mount
Detection System	4 beams cut simultaneously	Relay Output	N.C.	N.C.	N.C.	N.O.
Relay Output	N.C./N.O. options	Tamper Switch	N.C.	—	—	—
Tamper Switch	N.C.	Material	ABS plastic	ABS plastic	Plated metal	ABS plastic
Ingress Protection	IP55 (outdoor)	Working Temperature	-10°C~+80°C	-10°C~+50°C	-10°C~+50°C	-10°C~+50°C
Axis Rotation Angle	Horizontally 180(±90°) Vertically 20(±10°)	Dimensions	92mm×67mm×26.4mm	63.5mm×12.5mm×12.5mm	50mm×18mm×10mm	103mm×104mm×46mm
Material	ABS plastic	Power Requirements	DC9-16V, 150mA	<DC100V, 500mA	<DC100V, 500mA	DC9V-DC15V
Working Temperature	-25°C~+55°C					
Dimensions	345mm×110mm×105mm					
Power Requirements	DC12-24V, 35mA					



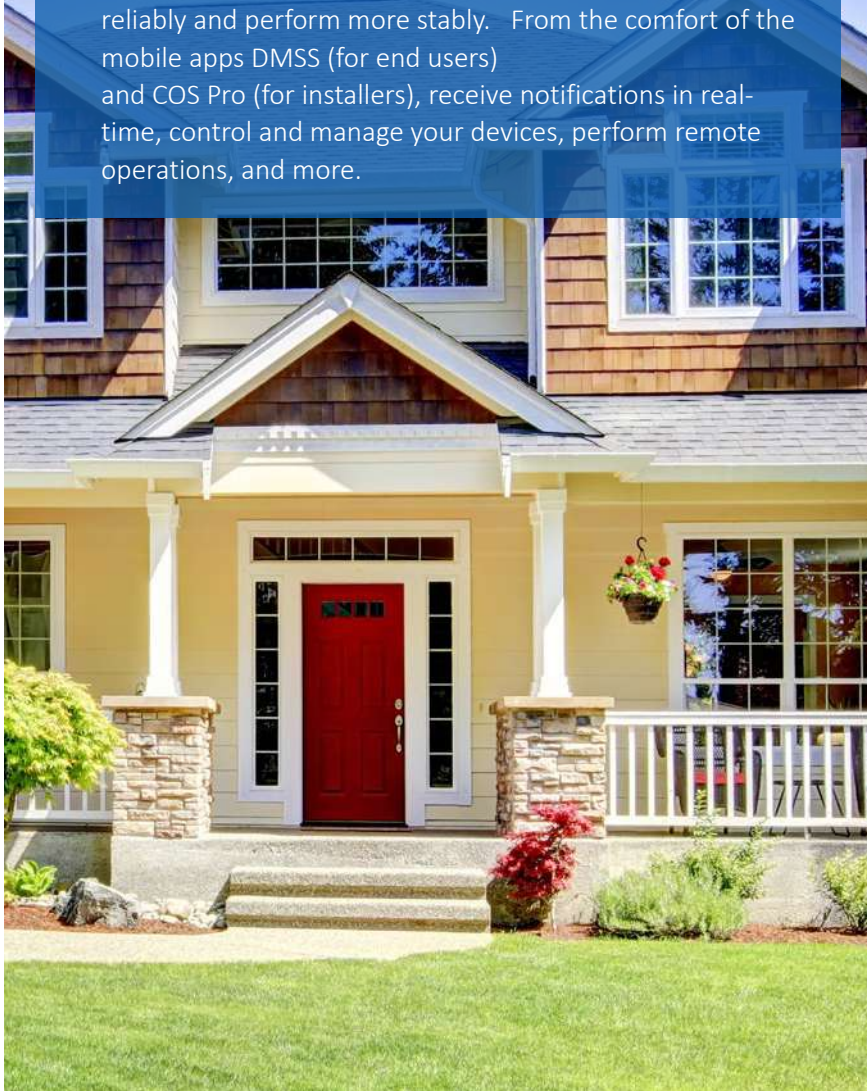
# Wired Accessories

Wired Accessories						
Name	Indoor Siren	Outdoor Siren	Keypad	Panic Button (86 box)	Emergency Button	Detector Bracket
Model	DH-ARA11	DH-ARA16	ARK30C	DH-ARD811	DH-ARD812	DH-ARA31A
Appearance						
Description	105 dB/m 200/minute DC9-15V, 300mA	105 dB/m DC9-15V, 300mA	RS485 protocol LCD screen Wall mount DC12V, 200mA Works with ARC3008C	N.C./N.O. optional ABS material 85mmx85mmx33mm	N.C./N.O. options 53.6mmx36mmx27mm	Multi-angle adjustable (120°) ABS material


Wired Accessories					
Name	Output Module	Input Module	PSTN Module	2G Module	4G Module
Model	ARM708-RS	ARM808-RS	ARA58-P	ARA58-G	ARA58-F
Appearance					
Description	Relay Output: 8 Relay Capacity: DC30V/500mA Power: DC12V 150mA Works with ARC3008C	Input: 8 Relay Output: 2 Relay Capacity: DC30V/500mA Power: DC12V 100mA Works with ARC3008C	Supports PSTN access Works with ARC3008C	Supports SMS, Phone Call, GPRS network access Operating frequency: GSM850/GSM900/ DCS1800/PCS1900MHz Works with ARC3008C	Supports SMS, Phone Call, 4G network access LTE-FDD: B1/B3/B5/B7/B8/B20 LTE-TDD: B38/B40/B41 GSM/EDGE: B3/B8 Works with ARC3008C

## Wireless Alarm System

- Its brand new industrial design and advanced technological system makes the new generation of wireless alarm products easier to install, look better, communicate more reliably and perform more stably. From the comfort of the mobile apps DMSS (for end users) and COS Pro (for installers), receive notifications in real-time, control and manage your devices, perform remote operations, and more.





### Wireless Controller



	Base Hub	
	ARC3000H-W2	ARC3000H-W2( 868)
Model		
Carrier Frequency	433.1 MHz-434.6 MHz	868.0 MHz-868.6 MHz
Wireless Peripheral	150-channel wireless peripherals (6 sirens, 64 keyfobs)	
Communication Distance	Up to 1,200m in an open space	Up to 2,000m in an open space
2-way Communicaton	Yes	
Frequency Hopping	Yes	
Encryption Algorithm	AES128	
Networking Methods	Ethernet, Dual-band Wi-Fi	
SMS	-	
Calling Alarm	-	
Arm and Disarm	App, keyfob, schedule	
User	1 installer, 1 admin, 6 users	
Area	8	
Remote Upgrade	Cloud update	
Installation	Indoors, Wall mount, Desktop	
Power Supply	12 V DC, 1.5 A	
Storage Battery	Built-in lithium battery	
Battery Life	Up to 12 hours	
Operating Temperature	-10 °C to +50 °C	
Operating Humidity	10%-90% (RH)	
Dimensions (L × W × H)	163.0 mm × 163.0 mm × 32.0 mm	
Casing	PC + ABS	

# Wireless Controller

Wireless Controller		2G Hub		4G Hub	
Model	ARC3000H-GW2	ARC3000H-GW2 (868)	ARC3000H-FW2	ARC3000H-FW2 (868)	
					
Carrier Frequency	433.1 MHz–434.6 MHz	868.0 MHz–868.6 MHz	433.1 MHz–434.6 MHz	868.0 MHz–868.6 MHz	
Wireless Peripheral	150-channel wireless peripherals (6 sirens, 64 keyfobs)		150-channel wireless peripherals (6 sirens, 64 keyfobs)		
Communication Distance	Up to 1,200m in an open space	Up to 2,000m in an open spa	Up to 1,200m in an open space	Up to 2,000m in an open space	
2-way Communicaton	Yes		Yes		
Frequency Hopping	Yes		Yes		
Encryption Algorithm	AES128		AES128		
Networking Methods	Ethernet, Dual-band Wi-Fi, GPRS		Ethernet, Dual-band Wi-Fi, 4G/3G/GPRS		
SMS	Yes (up to 5 phone numbers)		Yes (up to 5 phone numbers)		
Calling Alarm	Yes (up to 5 phone numbers)		Yes (up to 5 phone numbers)		
Arm and Disarm	App, keyfob, schedule		App, keyfob, schedule		
User	1 installer, 1 admin, 6 users		1 installer, 1 admin, 6 users		
Area	8		8		
Remote Upgrade	Cloud update		Cloud update		
Installation	Indoors, Wall mount, Desktop		Indoors, Wall mount, Desktop		
Power Supply	12 V DC, 1.5 A		12 V DC, 1.5 A		
Storage Battery	Built-in lithium battery		Built-in lithium battery		
Battery Life	Up to 12 hours		Up to 12 hours		
Operating Temperature	–10 °C to +50 °C		–10 °C to +50 °C		
Operating Humidity	10%–90% (RH)		10%–90% (RH)		
Dimensions (L × W × H)	163.0 mm × 163.0 mm × 32.0mm		163.0 mm × 163.0 mm × 32.0 mm		
Casing	PC + ABS		PC + ABS		

Wireless Detector				
	PIR		Magnetic Contact	
	ARD1233-W2	ARD1233-W2 (868)	ARD323-W2	ARD323-W2 (868)
Model				
Carrier Frequency	433.1 MHz–434.6 MHz	868.0 MHz–868.6 MHz	433.1 MHz–434.6 MHz	868.0 MHz–868.6 MHz
Communication Distance	Up to 1,200m in an open space	Up to 1,600m in an open space	Up to 1,000m in an open space	Up to 1,200m in an open space
2-way Communicaton	Yes		Yes	
Frequency Hopping	Yes		Yes	
Encryption Algorithm	AES128		AES128	
Detection Range/Angle	12m/90°(with installation height of 2.2m)		Up to 40mm	
Sensor	Dual-element low-noise PIR sensor		Reed Switch	
Detection Speed	0.3 m/s–3 m/s		—	
Sensitivity	3 levels adjustable		—	
Pet Immunity	≤ 18 kg		—	
External Zone	—		1-channel external NO dry contact input	
Button	1 × power button		1 × power button	
Remote Upgrade	Cloud update		Cloud update	
Low Battery Alarm	Yes		Yes	
Temperature Measure	Yes		Yes	
Installation	Indoors, Wall mount		Indoors, Non-metal doors/windows, Surface mount	
Power Supply	CR123A battery		CR123A battery	
Battery Life	4 years		5 years	
Operating Temperature	−10 °C to +55 °C		−10 °C to +55 °C	
Operating Humidity	10%–90% (RH)		10%–90% (RH)	
Dimensions (L × W × H)	104.0 mm × 60.0 mm × 50.0 mm		100.2mm × 20.8mm × 20.3mm	
Casing	PC + ABS		PC + ABS	

# Wireless Accessory

Wireless Accessory				
	Siren		Keyfob	
Model	ARA12-W2	ARA12-W2(868)	ARA24-W2	ARA24-W2(868)
				
Carrier Frequency	433.1 MHz–434.6 MHz	868.0 MHz–868.6 MHz	433.1 MHz–434.6 MHz	868.0 MHz–868.6 MHz
Communication Distance	Up to 800m in an open space	Up to 1,000m in an open space	Up to 500m in an open space	Up to 900m in an open space
2-way Communicaton	Yes		Yes	
Frequency Hopping	Yes		Yes	
Encryption Algorithm	AES128		AES128	
Sound Pressure	≥ 105 ± 3 dB\1M (3 levels adjustable)		—	
Button	1 × power button		4 (Home, Away, Disarm, and SOS)	
Remote Upgrade	Cloud update		Cloud update	
Low Battery Alarm	Yes		Yes	
Temperature Measure	Yes		No	
Installation	Indoors, Wall/Ceiling mount		Portable	
Power Supply	2 × CR123A batteries		CR2032 battery	
Battery Life	2.5 years		5 years	
Operating Temperature	−10 °C to +55 °C		−10 °C to +55 °C	
Operating Humidity	10%–90% (RH)		10%–90% (RH)	
Dimensions (L × W × H)	81.0 mm × 81.0 mm × 26.0 mm		60.0 mm × 39.5 mm × 15.0 mm	
Casing	PC + ABS		PC + ABS	

# ENABLING A SAFER SOCIETY AND SMARTER LIVING

## Dahua CEE & Nordic

Tel: +48 223957400  
Email: dh.cen@dahuatech.com

## Dahua Technology Poland SP.ZO.O

Tel: +48 223957400  
Email: biuro.pl@dahuatech.com

## Dahua Technology SRB D.O.O

Tel: +38 1 (11) 4429999  
Email: dh.srb@dahuatech.com

## Dahua Technology Denmark Aps

Email: Nordic.ne@dahuatech.com

## Dahua Technology Hungary LTD

Tel: +36 17899852  
Email: sales.hu@dahuatech.com

## Dahua Technology Bulgaria EOOD

Tel: +35929950013  
Support: support.bg@dahuatech.com

## Dahua Technology SRL

Email: marketing.ro@dahuatech.com

## Dahua Technology Czech s.r.o.

Tel: +420 225 986 001  
Email: admin.cz@dahuatech.com

## Dahua Guvenlik Teknolojileri Sanayi ve Ticaret A.S.

Email: sales.tr@dahuatech.com

## Dahua Technology Middle East FZE

Email: info.me@dahuatech.com

## Dahua Technology Mexico S.A. DE C.V.

Tel: +52 55 67231936  
Email: sales.mx@dahuatech.com  
Support: support.mx@dahuatech.com

## Dahua Technology Colombia S.A.S.

Tel: +57 6013106176  
Email: marketing.co@dahuatech.com  
Support: support.co@dahuatech.com

## Dahua Technology Perú S.A.C

Tel: +511 500-8555  
Email: sales.pe@dahuatech.com  
Support: support.pe@dahuatech.com

## Dahua Technology Chile Spa

Tel: +56 232705421  
Email: sales.cl@dahuatech.com  
Support: support.chile@dahuatech.com

## Dahua Technology Argentina S.A.

Email: project.ar@dahuatech.com

## Dahua Technology Panama S.A.

Email: sales.pa@dahuatech.com  
Support: support.pa@dahuatech.com

## Dahua Brazil

Tel: +55 11 32511871  
Suporte Técnico: suporte.br@dahuatech.com  
Vendas: comercial.br@dahuatech.com

## Dahua Technology USA Inc.

Tel: +1 (949) 679-7777  
Email: sales.usa@dahuatech.com  
Support: support.usa@dahuatech.com

## Dahua Technology Canada

Tel: +1 877-606-1590  
Email: sales.usa@dahuatech.com  
Support: support.usa@dahuatech.com

## Dahua Europe BV

Tel: +31 (0) 85-0715700  
Email: sales.benelux@dahuatech.com  
Support: support.benelux@dahuatech.com

## Dahua Iberia, S.L.

Tel: +34 917649862  
Email: sales.iberia@dahuatech.com  
Support: support.iberia@dahuatech.com

## Dahua Technology Italy s.r.l.

Tel: +39 02 99912900  
Email: info.italy@dahuatech.com  
Support: support.italy@dahuatech.com

## Dahua Technology GmbH

Tel: +49 211 2054 4120  
Email: sales.de@dahuatech.com  
Support: support.de@dahuatech.com

## Dahua Technology France

Tel: +33 (0) 1 48 53 70 53  
Email: sales.france@dahuatech.com  
Support: support.france@dahuatech.com

## Dahua Singapore

Tel: +65 65380952  
Email: sales.sg@dahuatech.com

## Dahua Malaysia

Tel: +60376620732  
Email: sales.my@dahuatech.com

## Dahua Indonesia

Tel: +6227893330  
Email: sales.id@dahuatech.com  
Support: support.id@dahuatech.com

## Dahua Australia

Tel: +61 290306000  
Email: sales.oc@dahuatech.com

## Dahua New Zealand

Tel: +64 09 2823467  
Technical Hotline: 0800 854 857  
Email: Dahua\_NZ@dahuatech.com

## Dahua Philippines

Email: Dahua\_Philippines@dahuatech.com

## Dahua Russia (Dahua Technology Rus LLC.)

Tel: 8 (800) 707-67-66  
Email: info.ru@dahuatech.com

## Dahua Kazakhstan (Dahua Technology Kazakhstan LLP)

Tel: +7 727 3110838  
Email: sales.kz@dahuatech.com

## Dahua Uzbekistan (OOO "Dahua Vision")

Tel: +998 781488666

## Dahua Technology Ukraine Office

Tel: +380674011526  
Email: dahua.ukraine@dahuatech.com

## Dahua Technology UK Limited

Tel: +44 (0) 1628 613 500  
Email: sales.uk@dahuatech.com  
Support: support.uk@dahuatech.com

## Dahua Technology South Africa (Pty) Ltd | Head Office

Office Line: +27 10 593 3242  
WhatsApp Business Help-Line: +27 84 072 9260  
Toll-Free Help-Line: 080 099 0064  
Email: sales.za@dahuatech.com  
Support: support.za@dahuatech.com

## Dahua Technology Nigeria Representative Ltd.

Email: Westafrica@dahuatech.com

## Dahua Thailand

Tel: +66 2541 5188  
Email: info.th@dahuatech.com

## Dahua Republic of Korea

Tel: +82-2-6486-8889  
Email: sales.kr@dahuatech.com

## Dahua Vietnam

Tel: +84 24 3202 6616  
Email: DH\_VIET@dahuatech.com

## Dahua Technology Japan 合同会社

Tel: +81-3-6661-6818  
Fax: +81-3-6661-6857  
Email: Dahua\_Japan@dahuatech.com

## Dahua Technology India Private Limited

Tel: +91 124 4569100  
Email: sales.india@dahuatech.com

\* Design and specifications are subject to change without notice.

Ver. 4, Nov. 2021

## DAHUA TECHNOLOGY

Add: No.1199 Bin'an Road, Binjiang District, Hangzhou, China. 310053

Email: overseas@dahuatech.com

Website: www.dahuasecurity.com



YouTube



LinkedIn



Partner App



Website